



NOTTINGHAM CITY COUNCIL

AREA COMMITTEE EAST (A.C.E) DALES, ST ANN'S & MAPPERLEY

Date: Tuesday, 18 November 2014

Time: 7.00 pm

Place: Ground Floor Committee Room - Loxley House, Station Street, Nottingham, NG2 3NG

Councillors are requested to attend the above meeting to transact the following business

Acting Corporate Director for Resources

Governance Officer: Rav Kalsi **Direct Dial:** 0115 8763759

AGENDA

Pages

1	APOLOGIES FOR ABSENCE	
2	DECLARATION OF INTERESTS	
3	MINUTES To confirm the minutes of the last meeting held on 9 September 2014	3 - 10
4	AREA BASED GRANT - AREA 6 Presentation by Cherry Underwood, Trust Executive, The Renewal Trust	11 - 20
5	NOTTINGHAM CITY HOMES - UPDATE Report of the Chief Executive of Nottingham City Homes	21 - 40
6	AREA COMMITTEE COMMUNITY REPRESENTATIVES Report of the Strategic Director for Commercial and Neighbourhood Services	41 - 48
7	WARD PERFORMANCE Report of the Strategic Director for Commercial and Neighbourhood Services	49 - 80

- | | | |
|----------|--|-----------|
| 8 | AREA CAPITAL FUND - 2013/15 PROGRAMME
Report of the Strategic Director for Commercial and Neighbourhood Services | 81 - 104 |
| 9 | DELAGATED AUTHORITY PROJECTS
Report of the Strategic Director for Commercial and Neighbourhood Services | 105 - 112 |

IF YOU NEED ANY ADVICE ON DECLARING AN INTEREST IN ANY ITEM ON THE AGENDA, PLEASE CONTACT THE GOVERNANCE OFFICER SHOWN ABOVE, IF POSSIBLE BEFORE THE DAY OF THE MEETING

CITIZENS ATTENDING MEETINGS ARE ASKED TO ARRIVE AT LEAST 15 MINUTES BEFORE THE START OF THE MEETING TO BE ISSUED WITH VISITOR BADGES

CITIZENS ARE ADVISED THAT THIS MEETING MAY BE RECORDED BY MEMBERS OF THE PUBLIC. ANY RECORDING OR REPORTING ON THIS MEETING SHOULD TAKE PLACE IN ACCORDANCE WITH THE COUNCIL'S POLICY ON RECORDING AND REPORTING ON PUBLIC MEETINGS, WHICH IS AVAILABLE AT WWW.NOTTINGHAMCITY.GOV.UK. INDIVIDUALS INTENDING TO RECORD THE MEETING ARE ASKED TO NOTIFY THE GOVERNANCE OFFICER SHOWN ABOVE IN ADVANCE.

NOTTINGHAM CITY COUNCIL

AREA COMMITTEE EAST (A.C.E) DALES, ST ANN'S & MAPPERLEY

MINUTES of the meeting held at Ground Floor Committee Room - Loxley House, Station Street, Nottingham, NG2 3NG on 9 September 2014 from 19.00 - 20.57

Membership

Present

Councillor Emma Dewinton
Councillor Rosemary Healy
Councillor Sue Johnson (Chair)
Councillor Gul Nawaz Khan
Councillor Neghat Nawaz Khan (Vice Chair)
Councillor Dave Liversidge
Councillor David Mellen
Councillor Thulani Molife

Absent

Councillor Jon Collins

Colleagues, partners and others in attendance:

Liz Edge) Citizens
Noel Martin)

Inspector Allardice - Nottinghamshire Police
Andrea Stone - City Heights

Richard Brown) Friends of Colwick Woods
Sam Musgrave)

Cherry Underwood - Renewal Trust

Peter Henson - Mapperley Road Neighbourhood Watch

Greg Feltham - Sneinton Tenants and Residents Association (STARA)

14 APOLOGIES FOR ABSENCE

Councillor Jon Collins – non-Council business
Janet Summers - St Stephens Church

15 DECLARATIONS OF INTERESTS

None.

16 MINUTES

The Committee confirmed the minutes of the meeting held on 13 May 2014 as a correct record and they were signed by the Chair.

17 CONSULTATION PROCESS WITHIN THE STREET LIGHTING PFI - SSE CONTRACTING

Clare Sutton from SSE Contracting, delivered a presentation informing the Committee of the consultation process within the street lighting PFI for improvements in Nottingham. The following information was highlighted:

- (a) improvements to the lighting provision in Nottingham began in Dunkirk and Lenton in September 2010 and will include the replacement of approximately 24,000 lamp posts and 11,000 lanterns. The partnership with SSE represents 25 years of capital investment;
- (b) the contract with SSE represents major long term investment and employment in Nottingham and will improve the quality of lighting, road safety, support the Council's initiatives to reduce crime and corporate carbon emissions in the city;
- (c) the design preparation stage includes consultation with trained designers and the lighting has been designed to meet the requirements of the latest British and European Standards and the Council's specification. As a result columns will not always be placed in their original position. In some cases, citizens may have been benefiting from the existing lighting provision on their property, but in ensuring the overall quality of the provision this benefit cannot always be retained. Where columns are relocated, citizens will be able to discuss concerns with designers to ensure that their views are taken into account;
- (d) letters will be dropped to all of those affected advising citizens of what will happen during the construction phase which will include all the relevant contact details. Leaflets are delivered to each property approximately 20 days before work starts on-site with the aim of causing as little disruption as possible;
- (e) citizens are consulted where columns are relocated and given the opportunity to discuss issues with designers. It will be the case that a number of citizens will experience less light exposure to parts of their garden for example but the overall lighting provision will be appropriate and to the Council's specification. Where columns are being altered designers will plan in advance to ensure minimum disruption to bus routes and busy highways;
- (f) the maintenance contract with SSE includes periodic checks of every lighting column every 6 months. SSE communicates with other utility boards prior to structural work so that any disruption to citizens is minimised. SSE will ensure that all sites are appropriately cleared following remedial work.

RESOLVED to note the presentation on the consultation process within the Street Lighting PFI.

18 DIRECTORY OF PUBLIC HEALTH COMMISSIONED SERVICES

Lynne McNiven, Consultant in Public Health at Nottingham City Council, presented the report, outlining a directory of commissioned public health services within Dales, Mapperley and St Ann's, highlighting the following information:

- (a) colleagues in Public Health have been working to identify the health needs of the city population in order to commission services to help address the needs and improve the wellbeing of city residents;
- (b) there are a wide range of services commissioned in the area and a number of locally commissioned services via GPs. Public Health commission GP practices to deliver a wide range of Local Enhanced Services which are over and above the standard provision and have been developed in response to local needs and priorities. These services include: Bakersfield Medical Centre, the Family Medical Centre, Greenwood and Sneinton Family Centre and Sherrington Park Medical Practice;
- (c) there are a number of locally enhanced services commissioned by pharmacies in the area, which include: Asims Pharmacy, Cox Pharmacy and Glasshouse Chemist. The purpose of the directory is to inform residents of the range of services commissioned locally and for residents to clarify where priority and need is. A process of mapping health provisions across the entire city will be complete by the end of September 2014.

Following questions and comments by the Committee, the following additional information was provided:

- (d) Mapping services for emerging communities is challenging but discussions have been ongoing with service users who have a better understanding of the communities. This provides a huge opportunity to improve the service provision in the area by effective evaluation;
- (e) mapping of service provision is ongoing and does not reflect an exhaustive list of commissioned services in the area. There are other issues which could be improved if included in individual ward profiles, such as the standard of housing, especially for low income immigrant families.

RESOLVED to

- (1) note the content of the report and to thank Lynn McNiven for the informative update;**
- (2) request updated ward profiles for the Committee to review next municipal year.**

19 APPLICATION FOR DESIGNATION OF A NEIGHBOURHOOD AREA AND FORUM FOR SNEINTON

Karen Shaw, Local Development Framework Manager, presented the report, notifying the Committee that of an application having been made for a designation of

a Neighbourhood Area and a Neighbourhood Forum in Sneinton. The following information was highlighted:

- (a) the Council is obliged to publicise and seek views on this application and a consultation period will now run from 1 September to 13 October 2014. The application for designation of the Forum has been made by an organisation called 'Sneinton Neighbourhood Forum' and comprises in excess of 21 members, including individuals, community groups and businesses;
- (b) following the period of consultation, comments will be analysed and a report prepared for Executive Board, who holds the responsibility for determining both the designation of both the Neighbourhood Area and Forum;
- (c) it is estimated that the total cost for this work will be £70,000. The Department for Communities and Local Government has provided funding to authorities to assist with the planning therefore government grant will cover the Council's expenditure, estimated at £30,000. The cost for preparing the document will lie with the Forum, not the Council.

Following comments and questions from the Committee, the following additional information was provided:

- (d) the Neighbourhood Area as identified in Appendix B covers parts of St Ann's in addition to Sneinton. Councillor David Mellen expressed concern that the composition of the proposed Forum did not include a wide ranging group of people but could include individuals who did not reside in the area. Concerns were also raised that the proposals presented the possibility of businesses taking over the Forum for their own needs so this would need to be adequately safeguarded;
- (e) residents of the area who wish to get involved in the proposals and participate in the consultation can obtain a consultation document via the City Council's website via <http://www.nottinghamcity.gov.uk/article/28369/Application-to-Designate-a-Neighbourhood-Area-and-Neighbourhood-Forum-in-Sneinton>. Residents who have signed up to the group might wish to attend the group's AGM on Tuesday 16 September at 1830 at St Christopher's Church Hall.

RESOLVED to

- (1) note that an application has been made for the designation of a Neighbourhood Area and Forum in Sneinton;**
- (2) include the following remarks in the consultation:**

the Neighbourhood Area as identified in Appendix B covers parts of St Ann's in addition to Sneinton. Councillor David Mellen expressed concern that the composition of the proposed Forum did not include a wide ranging group of people but could include individuals who did not reside in the area. Concerns were also raised that the proposals presented the possibility of businesses taking over the Forum for their own needs so this would need to be adequately safeguarded.

20 REQUEST FOR AUTHORISATION TO STOP UP A PUBLIC FOOTPATH AND CREATE A NEW PUBLIC FOOTPATH AT MELVILLE GARDENS, ST ANN'S

John Lee, Senior Rights of Way Officer at Nottingham City Council presented the report seeking to make an order to permanently close a public footpath at Melville Gardens, St Ann's and to create a new public footpath as a replacement.

RESOLVED to

- (1) authorise the Corporate Director for Development and Growth to make an order pursuant to section 257 of the Town and County Planning Act 1990 to stop up one footpath and create a new replacement footpath, as indicated at Appendix 1;**
- (2) authorise the Corporate Director for Development and Growth to confirm the order, if unopposed;**
- (3) authorise the Corporate Director for Development and Growth to refer the order to the Secretary of State for confirmation, if unopposed.**

21 DOG CONTROL ORDERS

Abu Belim, Principal Enforcement Officer, City South, introduced the Director of Community Protection's report detailing the outcome of consultation relating to a proposed Dogs on Leads Order on the Greens Windmill, and two additional orders as follows:

- An order proposing that dogs be excluded from play ground areas within the Dales Ward; and
- An order proposing that a 'Dogs on Leads by Direction' Dog Control Order be made over Colwick Country Park, Colwick Woods and the Greens Windmill.

Following authorisation by the Area Committee on 13 May 2014 (minute 8), a sub group met on 27 August 2014 to consider the evidence gathered and the results of consultation on the proposal to introduce a further Dog Control Order specifically in relation to Greens Windmill. The sub group felt that it was more necessary and proportionate to introduce a Dog Control Order requiring dogs to be kept on leads at all times within the Greens Windmill complex and agreed to authorise the Director of Legal and Democratic Services and the Legal Services Manager to authorise the making of an Order requiring dogs to be kept on leads at all times on the Greens Windmill.

The Committee expressed its thanks to the officers who have overseen progress on the orders and requested that signage be a suitable size and clearly visible.

RESOLVED

- (1) to note the decision made on 27 August 2014 by the Sub-Group to the Area Committee in relation to the area known as the Greens Windmill to authorise the Director of Legal and Democratic Services and the Legal Services Manager to make a 'Dogs on Leads at all times' Dog Control Order requiring dogs to be kept on a lead of not more than 60 inches in length over the land outlined in appendix 6;**
- (2) to note the evidence gathered and the results of the consultation on the proposal to introduce the Dog Control Orders detailed below for the Dales ward;**
- (3) to authorise the Director of Legal and Democratic Services and the Legal Services Manager to make the following Dog Control Orders:**
 - (i) A 'Dogs on Leads by Direction Dog Control Order', which would make it an offence to not put, and keep, a dog on a lead when directed to do so by an authorised Officer over Colwick Country Park and Colwick Woods the land outlined with a bold red line at appendix 1;**
 - (ii) A 'Dogs Exclusion Order', which would make it an offence to permit a dog to enter land from which dogs are excluded over the land outlined with a bold red line at appendix 2.**
- (4) to authorise the Director of Community Protection to carry out the necessary advertisements and arrange for appropriate signs to be erected in accordance with the legislative requirements;**
- (5) to set the Fixed Penalty amount for offences committed contrary to the Dogs Control Orders at (3)(i) and (3)(ii) above, at £80;**
- (6) to authorise the Director of Community Protection to carry out the necessary advertisements and arrange for appropriate signs to be erected in accordance with the legislative requirements for Dog Control Order noted at (1) above;**
- (7) to set the Fixed Penalty amount for offences committed contrary to the Dog Control Order at (1) at £80.**

22 WARD PERFORMANCE

Michelle Graley, Neighbourhood Development Officer (NDO) for St Ann's, Greg Foister, NDO for Dales, and Fi Cusick, NDO for Mapperley, introduced the Strategic Director for Commercial and Neighbourhood Services' report providing summary updates on key themes within the Nottingham Plan 2020 for Quarter 1 2014/15, highlighting the following:

- (a) as part of a wider domestic violence engagement, letters have been sent to local schools, subsidised by the Crime and Drugs Partnership. There has been**

an overall increase in anti-social behaviour in the city and this has been reflected in St Ann's. Work is ongoing to address this issues and a further update will be provided in November outlining progress;

- (b) the police station in Sneinton is up for disposal however, work is ongoing with the local policing team to ensure that a police presence remains in Sneinton. There is a commitment that the Neighbourhood Policing Team will remain in the area and consultation will take place shortly to establish a suitable location for proposals.

RESOLVED to note the ward performance for Quarter 1 2014/15.

23 AREA CAPITAL FUND - 2013/15 PROGRAMME

Greg Foister, NDO for Dales, introduced the Strategic Director for Commercial and Neighbourhood Services' report detailing the latest spend proposals under the Area Capital Fund, including highways and footways.

RESOLVED to

- (1) **note that the following money is available:**

Dales	£23,652
Mapperley	£18,851
St Ann's	£86,133

- (2) **approve the following new schemes:**

Dales Public Realm Schemes:

Location	Type	Estimate	Details
Greenway Park bollards	Bollards	£1,000	Installation of bollards
Thoresby Avenue	Gating	£887	Installation of security gates
Hutton Street	Fencing	£618	Extension to fencing scheme
Dales Ward gating	Gate lock	£1,000	Lock replacement
Greenway Park	Equipment	£10,000	Contribution to park scheme

Dales Local Transport Plan Schemes:

Location	Type	Estimate	Details
Port Arthur Road	Survey	£750	Survey to ascertain vehicle flow

Mapperley Public Realm Schemes:

Location	Type	Estimate	Details
Woodborough Road area	Feasibility study	£3,000	Road safety study
Denmark Grove/Chestnut Grove	Lining	£7,000	Double yellow lining
Mapperley ward lining	Re-lining	£6,000	Contribution to re-lining scheme
Disabled parking bays	Lining	£4,000	Installation of disabled bays on Eaton Terrace and St Andrews Road
St Andrews Road/ Thorncliffe Road	Parking survey	£600	Parking survey to consider impact of non-residential parking in area

St Ann's Local Transport Plan Schemes:

Location	Type	Estimate	Details
Great Freeman Street	Signage	£800	"no through road" signage
Spalding Road area	Parking	£18,000	Scheme to address parking issues
Linnel Street area	Parking	£17,000	To address parking issues

24 AREA COMMITTEE COMMUNITY REPRESENTATIONS

RESOLVED to defer appointing Area Committee Community Representatives to 18 November 2014 in order to complete all nominations.

25 DELEGATED AUTHORITY PROJECTS

Greg Foister, NDO for Dales ward, introduced the Strategic Director for Commercial and Neighbourhood Services' report updating the Committee on the use of his delegated authority.

RESOLVED to note the actions agreed by the Strategic Director for Commercial and Neighbourhood Services in respect of projects and schemes within Area 6, as detailed in Appendix 1 of the report.

26 DATES OF FUTURE MEETINGS

RESOLVED to meet at 7pm on Tuesday 18 November 2014 and Tuesday 10 February 2015.

Area Based Grant Area 6

2014-2015 The Renewal Trust



2014-2015 Funding Allocations

Funding for 2014/15 = £490,228

Funding split:

- Community Associations = £40,000 pa
- Employment & Skills = £140,000 pa
- Youth Activity = £224,000 pa
- Community Activity = £6,000 pa
- Domestic Violence Project = £16,600pa
- Digital Inclusion = £21,428
- Communities of Identity = £20,200
- Renewal Trust Management Fee = £22,000 pa



ABG Community Association Funding

- Bakersfield & Neighbourhood Community Association (BANCA)
- Blue Bell Hill Community Association
- Greenway Community Association
- Mapperley Community Association
- Sneinton Hermitage Community Association
- Sneinton Old School Hall Community Association
- The Wells Community Association
- TRACS Neighbourhood Centre



ABG Community Association Funding

Activity to support Community Associations:

- Visits to 3 CA's in the area to support with monitoring, recording and evidencing
- Signposting to training with NCVS or CA+
- Support with development plans
- Visits to Northamptonshire Community Spaces by representatives from The Renewal Trust & Nottingham City Council, Groundwork & Locality to review possible asset transfer model for the future (e.g. visit to Northampton County Council)



ABG Employment & Skills Funding

Employment & Skills Partners:

- **Stonebridge City Farm**
Delivering activities to help unemployed people into work, work experience placements, volunteering opportunities & access to Level 2 training.
- **Nottingham YMCA**
Delivering activities to help unemployed people into work, weekly Work Clubs, volunteering opportunities & access to Level 2 training.
- **City College Nottingham**
Delivering activities to help unemployed people into work, weekly Work Clubs, volunteering opportunities & access to Level 2 training.
- **The Renewal Trust Employment Outreach Service**
Delivering activities to help unemployed people into work, weekly Work Clubs, volunteering opportunities & access to Level 2 training.
- **The Renewal Trust Sports Employment & Development Project**
Delivering activities to help unemployed people into work, work experience placements & volunteering opportunities.



ABG Employment & Skills Funding

Annual targets are set for the Employment & Skills partnership providers, and monitoring information is submitted on a monthly basis detailing performance against the following outputs:

- Number of Work Clubs held per week
- Number of people accessing Work Experience placements
- Number of people accessing Volunteering placements
- Number of people undertaking Level 2 or above training
- Evidence of engagement to support Nottm City Council initiatives
- Evidence of engaging in neighbourhood activities
- Number of people referred to Nottingham Jobs Fund
- Number of people referred to NCC Employer Hub
- Number of people helped into work



ABG Employment & Skills Funding

Quarter 1 Activity (April/May/June) 2014

Output	Target	Actual	%
Total number of people into work in Q1	57	42	74%
Half Day Work Club sessions	52	77	148%
Work Experience	10	21	210%
Volunteering	10	30	300%
Level 2 Training	53	12	23%

Quarter 2 Activity (July/August/September) 2014

Output	Target	Actual	%
Total number of people into work in Q2	57	57	100%
Half Day Work Club Sessions	52	90	173%
Work Experience	10	38	380%
Volunteering	26	33	127%
Level 2 Training	53	47	89%



ABG Domestic Violence Project Funding

Funding Allocated 2014-2015 = £16,600

- St Anns Ward Domestic Violence Steering Group
Members of the group include The Renewal Trust, Nottingham City Council, Notts Police, Crime & Drugs Partnership and Family Community Team.
- Projects Aims:
To develop a 'whole community approach' to reducing repeat domestic abuse
Create a lasting negative stigma about perpetrating or condoning domestic abuse
Enable the community to challenge controlling and coercive abuse
Reduce repeat domestic abuse



ABG Domestic Violence Project

- Initiatives for 2014-15 include:
 - The GREAT Project
 - Providing training for local project staff
 - Working with young people through youth provision and local schools
 - Developing Community Champions
 - Providing engagement opportunities in the local community
 - Ensuring a sustained communications campaign across the ward



ABG Young People Service Funding

Funding Allocated for 2014/15 = £224,000

Funding Stream	Organisation	Organisation Specialism
Targeted Provider 1-2-1 & Targeted Outreach Provider	Community Recording Studio	Delivering 1-2-1 and group targeted support as tasked by the Young People's and Ending Gang & Youth Violence panel
Preferred Providers	11 Tech 18	<ul style="list-style-type: none"> ● Basic formal qualifications ● Counselling ● Employability Skills
	Mixed Foundations	<ul style="list-style-type: none"> ● Person Centered Counseling ● Cognitive Behavioral Therapy ● Trauma Management ● Mentoring ● Drug & alcohol psychosocial interventions.
	Nottingham Counselling Service	NHS Primary Care Psychological Therapies (for anxiety and depression) <ul style="list-style-type: none"> • Solution focus counselling (6-12 sessions) • Long term open ended Counseling and Psychotherapy (BACP)



ABG Young People Service Funding

Young People Service Funding Streams continued:

Funding Stream	Organisation	Organisation Specialism
Preferred Provider	TBAC	<ul style="list-style-type: none"> ● Information, Advice and Guidance ● Employability Support ● Mentoring and Coaching ● Support with basic skills such as literacy, numeracy and IT ● Apprenticeships & placements
Universal Static Providers	Brazilian Soccer School	● Football skills and techniques
	EPIC Partners	● Community Games
	SEND	● Mentoring & Leadership
	Switch Up	● Boxing Skills & Techniques



ABG Young People Service Funding

Young People Service Funding Streams continued:

Funding Stream	Organisation	Organisation Specialism
Holiday Provision	Brazilian Soccer School	● Football Skills & Techniques
	City Arts	● Developing art opportunities
	EPIC Partners	● Community Games
	Greenway Community Centre	● Activities and opportunities for young people



ABG Young People Service Funding

Number of young people aged 10-17 years old attending Holiday Activity Provision 25th July 2014 to 29th August 2014

	Target	Actual	%
Brazilian Soccer School	600	474	79%
City Arts	300	303	101%
EPIC Partners	375	203	54%
Greenway Community Centre	625	663	106%
Total	1900	1643	86%



ABG Young People Service Funding

Holiday Activity Provision 25th July to 29th August 2014
 Quotes taken from Partners Project Summaries:

“We have given our young people opportunities to participate in goal focused city/county wide activities (e.g. sports/performing arts) which have enabled our young people to travel outside their immediate surroundings meeting new people and encountering different worlds and possibilities”
 Greenway Community Centre

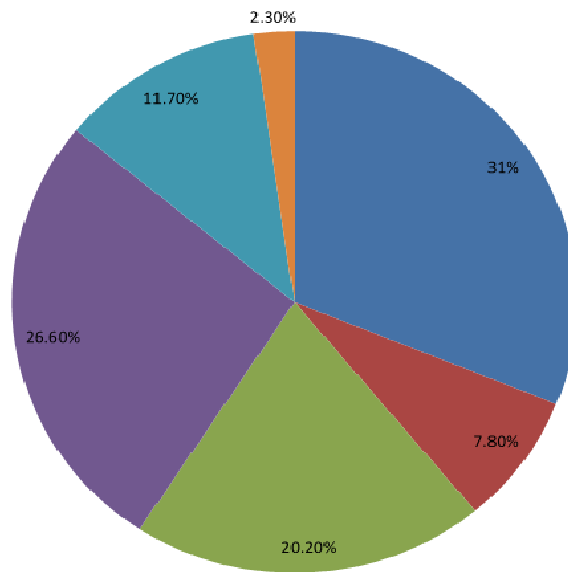
“Lots of people both in Sneinton and St Ann’s remembered us from Light Night, and were pleased we were back”
 City Arts

By giving young people access to high quality learning, focusing on individual development will help increase motivation, self esteem and confidence. This broadens their horizons and raises their aspirations”
 Brazilian Soccer School

“My daughter has been coming for 2 years. She likes it very much. Everything you do she enjoys, from sports to trips out. Thanks.”
 Parent of child – EPIC Partners



Funding Split



- Targeted Youth Provision 1-2-1 (70k - 30%)
- Targeted Preferred Provider (17.5K - 7.8%)
- Universal Youth Provision Static (45450K - 20.20%)
- Universal Youth Provision Holiday (59650K - 26.6%)
- Program Costs 12% (£26300)
- Targeted Outreach(5059.5K - 2.30%)



ABG Communities Of Identity Funding

Funding Allocated 2014/15 = £20,200

Partner: **Stonebridge City Farm**

- providing activities to support improved self confidence
- providing health improvement activities
- encouraging participation in training



ABG Digital Inclusion Funding

Funding Allocated 2014/15 = £21,428

Planned Activities:

- ⦿ Employment of a Part time IT Tutor
- ⦿ Provision of IT equipment at The Chase Neighbourhood Centre and a venue to be identified in Sneinton



Current Priorities

- ⦿ Further develop ABG Communications
- ⦿ Formalise ABG Steering Group
- ⦿ Identify ways of measuring the impact these funds have
- ⦿ New company development



This page is intentionally left blank

Area Committee East (ACE) (Dales, Mapperley, St Ann's) –18 November 2014

Title of paper:	Nottingham City Homes Update Report	
Director(s)/ Corporate Director(s):	Nick Murphy Chief Executive of Nottingham City Homes	Wards affected: Dales, St Ann's & Mapperley
Contact Officer(s) and contact details:	Kristian Murden Tenancy and Estate Manager Kristian.Murden@nottinghamcityhomes.org.uk	
Other officers who have provided input:	None	

Relevant Council Plan Strategic Priority:	
Cutting unemployment by a quarter	<input type="checkbox"/>
Cut crime and anti-social behaviour	<input type="checkbox"/>
Ensure more school leavers get a job, training or further education than any other City	<input type="checkbox"/>
Your neighbourhood as clean as the City Centre	<input type="checkbox"/>
Help keep your energy bills down	<input type="checkbox"/>
Good access to local transport	<input type="checkbox"/>
Nottingham has a good mix of housing	<input checked="" type="checkbox"/>
Nottingham is a good place to do business, invest and create jobs	<input type="checkbox"/>
Nottingham offers a wide range of leisure activities, parks and sporting events	<input type="checkbox"/>
Support early intervention activities	<input type="checkbox"/>
Deliver effective, value for money services to our citizens	<input type="checkbox"/>

Summary of issues (including benefits to customers/service users):
<p>The area performance reports provide updates on key issues and themes which link back to local priorities and the strategic themes for Nottingham City Homes.</p> <p>The reports provide summary updates on the following key themes:</p> <ul style="list-style-type: none"> • Capital Programme and major work • Area Regeneration and Environmental Issues • Key messages from the Tenant and Leasehold Congress • Tenant and Residents Associations updates • Area Performance Figures • Good news stories & positive publicity.

Recommendation(s):	
1	Area Committee note and comment on the Nottingham City Homes Update Report in Appendices 1 & 2.

1 REASONS FOR RECOMMENDATIONS

- 1.1 The Nottingham City Homes Update Report provides a descriptive and statistical picture of what is happening at an area level and invite community representatives to comment, debate, and challenge and identify how they can add value to improve their neighbourhoods.
- 1.2 The Nottingham City Homes Update Report also monitors progress in the wards and acts as a catalyst for debate about the key performance issues impacting upon the ward on a quarterly basis.

2 BACKGROUND (INCLUDING OUTCOMES OF CONSULTATION)

- 2.1 The Nottingham City Homes Update Report has been important for a number of years in Nottingham as a means of engaging better with tenants and leaseholders and to drive forward service improvement.
- 2.2 Nottingham City Homes has a goal to ‘create homes and places where people want to live’ and to give tenants and leaseholders an input in shaping what happens in their area. The Nottingham City Homes Update Report helps us to understand where we are doing well and which areas need to be improved.
- 2.3 Following the decision for Nottingham City Homes reps to attend Area Committee, it was decided to provide the Nottingham City Homes Update Report to Area Committee.

3 OTHER OPTIONS CONSIDERED IN MAKING RECOMMENDATIONS

- 3.1 No other options were considered.

4 FINANCIAL IMPLICATIONS (INCLUDING VALUE FOR MONEY/VAT)

- 4.1 None.

5 RISK MANAGEMENT ISSUES (INCLUDING LEGAL IMPLICATIONS, CRIME AND DISORDER ACT IMPLICATIONS)

- 5.1 None.

6 EQUALITY IMPACT ASSESSMENT

Has the equality impact been assessed?
 Not needed (report does not contain proposals or financial decisions)
 No
 Yes – Equality Impact Assessment attached

Due regard should be given to the equality implications identified in the EIA
 Page 22

7 PUBLISHED DOCUMENTS REFERRED TO IN COMPILING THIS REPORT

7.1 None.

8 PUBLISHED DOCUMENTS REFERRED TO IN COMPILING THIS REPORT

8.1 None.

Area 6 Committee– Dales, Mapperley, St Anns

Time:

Date: November 2014

Presented by: Kristian Murden

Page 24

	Item	Executive Summary / Key Points	For information or decision
1	Capital Programme & major works	<p>Decent Homes 2014-15 is the final year of the Nottingham Decent Homes programme. Constructor partners Keepmoat and Bullock continue to improve kitchens and bathrooms where required. Single glazed windows continue to be replaced as we gain access as well as heating systems being upgraded.</p> <p>Two letters have been sent to customers who have previously refused the improvement work or not allowed us access. The letters ask them contact Nottingham City Homes so we can plan the improvement work by end March 2015. After March 2015 a Maintaining Decency programme will continue to ensure properties meet the Nottingham Decent Homes Plus Standard. The letter was posted on 21 July with a good response to date.</p> <p>There has been a good response, Housing Patch Managers are helping to gather further information with their knowledge of the estates and residents.</p> <p>Door replacement programme All wooden doors will be replaced during financial year 2015-18 subject to access.</p> <p>Slate Roof Replacement Slate roofs across the City are being replaced there are around 125</p>	Information

	<p>properties identified in area 6 for roof replacement the majority in the Mapperley and St Anns area with a dozen in the Dales. Work continues with Housing Patch Managers helping where we have not been able to gain access.</p> <p>Houses of Multiple Occupation Refurbishment of the houses of multiple occupation including decent homes of kitchen and bathroom replacement, new windows and doors. Communal areas to be decorated. We are working with the Allocations team to help tenants find alternative accommodation during the extensive refurbishment. In area 6 there are only three HIMO's across Watcombe Circus, Woodborough Rod and Mapperley Park Drive.</p> <p>Fencing and guttering planned programme for Area Six St Anns & Dales - May/August/November/February Dales - May/August/November/February</p> <p>Equalities Act Work The Equalities Act 2010 works covers the following works to 60 Independent Living Schemes throughout the City</p> <ul style="list-style-type: none">• Kitchen Refits to allow for a range of access and use requirements• WC refits to allow for a range of use access requirements• External Access Ramps• Laundry adaptations to taps and machinery heights• High contrast signage throughout independent living schemes• Communal doors, access and thresholds• Car parking surfaces and marking <p>So far:-</p>	
--	---	--

	<ul style="list-style-type: none"> • 53 Scheme on the existing schedule • 25 schemes with 100% works completed • 10 Schemes currently in progress • 18 Schemes to complete <p>For Area Six -</p> <ul style="list-style-type: none"> • • Bellevue Court, St Anns Works commenced and on track. • Courtenay Gardens, St Anns Works commenced and on track. • Woodview Court, Bakersfield Works commenced and on track. <p>Highwood house, St Anns Highwood House is to receive a full rewire, LED upgrade and sprinkler install starting 7th July - it is a 20 week programme. Decent Homes work is due to start in September 2014.</p> <p>Installation of sprinkler system, full require and LED lighting upgrade has started and is well under way. Decent Homes work to the 24 flats replacing kitchens and bathrooms is due to start in October 2014.</p> <p>Colwick Wood Court The primary outcomes of the lift replacement programme are to make reaching the flats more accessible for tenants and leaseholders. Currently the two lifts stop at alternate floors so if one lift is out of order residents needs to climb stairs. The replacement of the two lifts will see both lifts stopping at all floors thereby providing more access for our tenants. Work commenced in May 2014 and is due to be completed January 2015 and is on programme.</p> <p>Victoria Centre Roof Replacement of the Victoria Centre roof on the Glasshouse Street side of the building has commenced with the removal Japanese Knotweed, emptying</p>	
--	--	--

	<p>and lowering the height of the planters. As retailers were complaining of the scarifying noise it has been agreed there will be more scarifiers working for shorter amounts of time during the day, we continue to work closely with retailers. Residents are updated of work on a regular basis and queries are responded to as and when they occur.</p> <p>The corridor lighting to each floor will be replaced with reactive LED lighting thereby helping to reduce costs. This will be completed via a planned programme due to commence in December 2014 (delay from September 2014).</p> <p>Work to upgrade the fire panel upgrades and wet risers has started and is due to end December 2014.</p> <p>Bentinck, Manvers, Kingston (BMK) Work has commenced to extend district heating pipework to the flats with the intention of replacing the old inefficient and expensive storage heaters with controllable district heating.</p> <p>Underground pipework started with infrastructure being built underground. Site compounds being set up week commencing 13 October. Information events were well attended by residents from all three blocks. Our constructor partner, Wates has started to hold individual induction meetings with residents telling them about the work in more detail. Eight mast climbers to each tower are to be installed.</p> <p>Monitoring equipment to be installed in 15 of the Manvers flats to capture 12 months thermal comfort data and impact of the work.</p> <p>We are also looking at environmental work around the flats including landscaping.</p>	
--	--	--

		<p>Stonebridge, St Anns External treatments to properties around the new build sites including fencing, sheds, doors, driveways - to commence November 2014 - 18 month programme over three phases starting on Limmen Gardens.</p>	
2	Area Regeneration and Environmental Issues	<p>Robin Hood Chase, St Anns Demolition of second block is due to start in January 2015.</p>	
3	Key messages from the Tenant and Leasehold Congress	<p>TLC have so far discussed and/or influenced such matters as:</p> <ul style="list-style-type: none"> • the Nottingham City Homes' Corporate Plan 2015+, also influencing the methods of communications used. • 'Customer Services Week' – what shape this will take and how this will be delivered. • Anti-Social Behaviour - New Powers & Tools <p>TLC has also approved the Service Review Programme 2014-15 which sets out which service areas the Customer Excellence Panel will scrutinise - all findings and recommendations for service improvement are forwarded to NCH Board for consideration.</p> <p>TLC has also supported and endorsed the Tenants Conference – 27th September 2014</p>	
4	Tenant and Residents Associations updates	<p>STOP TRAs providing a Multi-sport fitness session, a session that allows people to try sports in a different way and a Weight Management session for the community.</p> <p>NCH in partnership with Willmott Dixon are upgrading and refurbishing the STOP TRA Community Café and Pavilion. An event to celebrate the refurbishment of the Community Café to be held during the St Ann's Week of</p>	

		<p>Action.</p> <p>STOP TRA Halloween Party on the 31st October.</p> <p>Sycamore TRA has been disbanded.</p>	
5	Area Performance Figures	<p>Please see below report</p>	
6	Good news stories & positive publicity	<p>NCH staff are nominating pupils and staff Bluebell Hill School for a Keep Britain Tidy award</p>	







Area report - St ann's, Dales & Mapperley
Generated on: 13 October 2014



AC6-1 Anti-social behaviour









Page 30

Performance indicator and definition	Target	2014/15			2013/14	2012/13	Latest Note
		Value	Status	Long Trend	Value	Value	
% of ASB cases resolved by first intervention – St ann's <i>Note: This PI monitors how many ASB cases NCH resolved on the first intervention e.g. written warning. Data for this indicator is not available by ward and is reported by Housing Office.</i>	84%	90.2%			82.22%	81.97%	St Anns currently have a total of 48% of their open ASB cases as "Drugs Substance misuse". The time taken from opening a case to resolution is significant in this type of case. A number of cases have been closed over the last 2 months, which have been open for between 12-18 months. The delay with ending these relates to civil and criminal matters being concluded at Court allowing NCH/CP to take the appropriate course of action from a TEM perspective once convictions are known. Our enforcement action is then based on the outcome of criminal proceedings. Furthermore St Anns Team have the most current open cases within the City.

<p>% of ASB cases resolved – Stanns</p> <p><i>Note: This PI measures the proportion of ASB cases NCH has successfully resolved. Data for this PI is not available by ward and is reported by Housing Office.</i></p>	97.8%	100%			100%	99.03%	Investigated reasons why performance below target. It has been found that a case was closed without the correct details inputted Staff have been advised of this and reminded of the correct process.
<p>Number of new ASB cases – St Ann's</p> <p><i>Note: Data for this PI is only available by Housing Office.</i></p>		75			233	266	
<p>Tenant satisfaction with the ASB service - St ann's</p> <p><i>Note: Data for this PI is only available by Housing Office.</i></p>		7.45			5	7.99	

AC6-2 Repairs





Performance indicator and definition	Target	2014/15			2013/14	2012/13	Latest Note
		Value	Status	Long Trend	Value	Value	
% of repairs completed in target – AC - St ann's, Dales & Mapperley	96%					92.87%	

<i>Note: This PI monitors the proportion of repairs being completed within agreed timescales.</i>							
% of repairs completed in target – Dales Ward <i>Note: This PI monitors the proportion of repairs being completed within agreed timescales.</i>	96%	98.18%			96.86%	93.35%	Performance is in target for the year and we continue to improve working practices to keep performance at this level. Performance is showing a year on year improvement almost 5% better than 2012/13
% of repairs completed in target – Mapperley Ward <i>Note: This PI monitors the proportion of repairs being completed within agreed timescales.</i>	96%	98.62%			97.28%	91.7%	Performance is in target for the year and we continue to improve working practices to keep performance at this level. Performance is showing a year on year improvement almost 7% better than 2012/13
% of repairs completed in target – St ann's Ward <i>Note: This PI monitors the proportion of repairs being completed within agreed timescales.</i>	96%	98.36%			96.96%	92.65%	Performance is in target for the year and we continue to improve working practices to keep performance at this level. Performance is showing a year on year improvement almost 6% better than 2012/13.
Tenant satisfaction with the repairs service <i>Note: Data for this PI is only available citywide</i>	9	8.81			8.78	8.64	Whilst slightly short of the challenging Corporate plan target of 9, year-to-date performance in 2014/15 is at a record high in comparison to all previous annual

							outturns.
--	--	--	--	--	--	--	-----------







AC6-3 Rent Collection



Page 33

Performance indicator and definition	Target	2014/15			2013/14	2012/13	Latest Note
		Value	Status	Long Trend	Value	Value	
<p>% of rent collected</p> <p><i>Note: This PI measures the amount of rent collected (including tenant arrears) as a percentage of rent due for the current year. Data for this indicator is not available by ward and is reported city wide.</i></p> <p><i>Trend shows as improving if value is over 100% as arrears are decreasing.</i></p>	100%	98.25%			100.02%	100.21%	This indicator is not achieving the target set, it is ahead of the same point last year (97.45%). This indicator continues to be affected by "Bedroom Tax" and the resulting £2.3m (approximate) extra annual collection requirement. Other factors affecting performance include problems with the new cash receipting system which resulted in several periods of 'down time' when cash was not been taken. We are also still waiting for the remainder of the DHP payments to be made onto accounts which will improve performance for this KPI.
<p>% of tenancies ending due to eviction</p> <p><i>Note: This PI monitors the</i></p>	0.75%	0.75%			0.74%	0.55%	There has been a reduction in the number of evictions at the beginning of this financial year after an increase last year. We are



<i>percentage of tenants being evicted due to rent arrears and is reported citywide.</i>							working hard to sustain tenancies and the work of the Financial Inclusion Team has helped to support this approach.
--	--	--	--	--	--	--	---







AC6-4a Empty properties - Average relet time

Performance indicator and definition	Target	2014/15			2013/14	2012/13	Latest Note
		Value	Status	Long Trend	Value	Value	
Average void re-let time (calendar days) – AC - St ann's, Dales & Mapperley <i>Note: This PI measures how long it takes NCH to re-let empty properties from the end of the old tenancy to the start of the new tenancy</i>	25	40.11			29.73	31.38	
Average void re-let time (calendar days) – Dales Ward <i>Note: This PI measures how long it takes NCH to re-let empty properties from the end of the old tenancy to the start of the new tenancy</i>	25	47.12			23.14	32.25	The Housing Services and Property Services Teams work closely together to minimise the time properties remain empty. The teams meet weekly to ensure all actions possible are taken to let empty properties swiftly.
Average void re-let time	25	37.83			32.71	25.05	The Housing Services and







(calendar days) – Mapperley Ward <i>Note: This PI measures how long it takes NCH to re-let empty properties from the end of the old tenancy to the start of the new tenancy</i>							Property Services Teams work closely together to minimise the time properties remain empty. The teams meet weekly to ensure all actions possible are taken to let empty properties swiftly.
Average void re-let time (calendar days) – St Anns Ward <i>Note: This PI measures how long it takes NCH to re-let empty properties from the end of the old tenancy to the start of the new tenancy</i>	25	37.83			31.77	30.3	The Housing Services and Property Services Teams work closely together to minimise the time properties remain empty. The teams meet weekly to ensure all actions possible are taken to let empty properties swiftly.

AC6-4b Empty properties - Lettable voids

Performance indicator and definition	Target	2014/15			2013/14	2012/13	Latest Note
		Value	Status	Long Trend	Value	Value	
Number of lettable voids – AC - St ann's, Dales & Mapperley <i>Note: Lettable voids are empty properties available for re-letting. They will receive repair</i>		59			45	44	The Housing Services and Property Services Teams work closely together to minimise the time properties remain empty. The teams meet weekly to ensure all actions possible are taken to let







<p><i>work and then be re-let to a new tenant.</i></p>							<p>empty properties swiftly.</p>
<p>Number of lettable voids – Dales Ward</p> <p><i>Note: Lettable voids are empty properties available for re-letting. They will receive repair work and then be re-let to a new tenant.</i></p>		<p>11</p>			<p>15</p>	<p>11</p>	<p>The Housing Services and Property Services Teams work closely together to minimise the time properties remain empty. The teams meet weekly to ensure all actions possible are taken to let empty properties swiftly.</p>
<p>Number of lettable voids – Mapperley Ward</p> <p><i>Note: Lettable voids are empty properties available for re-letting. They will receive repair work and then be re-let to a new tenant.</i></p>		<p>1</p>			<p>3</p>	<p>3</p>	<p>The Housing Services and Property Services Teams work closely together to minimise the time properties remain empty. The teams meet weekly to ensure all actions possible are taken to let empty properties swiftly.</p>
<p>Number of lettable voids – St Anns Ward</p> <p><i>Note: Lettable voids are empty properties available for re-letting. They will receive repair work and then be re-let to a new tenant.</i></p>		<p>47</p>			<p>27</p>	<p>30</p>	<p>The Housing Services and Property Services Teams work closely together to minimise the time properties remain empty. The teams meet weekly to ensure all actions possible are taken to let empty properties swiftly.</p>



AC6-4c Empty properties - Decommissioning

Performance indicator and definition	Target	2014/15			2013/14	2012/13	Latest Note
		Value	Status	Long Trend	Value	Value	
Number of empty properties awaiting decommission – Dales Ward <i>Note: This PI shows the number of empty properties which will not be re-let and includes those being decommissioned and / or demolished.</i>		0			2	6	No outstanding addresses in this ward
Number of empty properties awaiting decommission – Mapperley Ward <i>Note: This PI shows the number of empty properties which will not be re-let and includes those being decommissioned and / or demolished.</i>		0			5	6	No outstanding addresses in this ward
Number of empty properties awaiting decommission – St Anns Ward <i>Note: This PI shows the number</i>		5			0	28	The five properties are “corporate” properties to be sold off at auction

<i>of empty properties which will not be re-let and includes those being decommissioned and / or demolished.</i>							by NCC
--	--	--	--	--	--	--	--------

AC6-5 Tenancy sustainment

Performance indicator and definition	Target	2014/15			2013/14	2012/13	Latest Note
		Value	Status	Long Trend	Value	Value	
Percentage of new tenancies sustained - AC - St ann's, Dales & Mapperley <i>Note: This PI measures the number of new tenants who are still in their tenancy 12 months later.</i>	93.5%	94.76%			93.83%	92.67%	This performance is encouraging and is testament to the hard work staff have done in supporting customers throughout their tenancies in the first year.
Percentage of new tenancies sustained - Dales Ward <i>Note: This PI measures the number of new tenants who are still in their tenancy 12 months later.</i>	93.5%	94.74%			92.93%	95.19%	HPM's are working hard to identify possible trends regarding NTQ's and reasons why a tenancy may fail. It is hoped that the new type of tenancy pre termination visits will help to bring an upward trend in this PI
Percentage of new tenancies sustained - Mapperley Ward	93.5%	100%			100%	91.67%	

<p><i>Note: This PI measures the number of new tenants who are still in their tenancy 12 months later.</i></p>							
<p>Percentage of new tenancies sustained - St Anns Ward</p> <p><i>Note: This PI measures the number of new tenants who are still in their tenancy 12 months later.</i></p>	93.5%	94.23%			93.68%	91.87%	

This page is intentionally left blank

Area 6 Committee EAST (ACE) (Dales, Mapperley, St Ann's) –18 November 2014

Title of paper:	Area Committee Community Representatives	
Director(s)/ Corporate Director(s):	Andy Vaughan Strategic Director Commercial and Neighbourhood Services andy.vaughan@nottinghamcity.gov.uk	Wards affected: Dales, Mapperley & St Ann's
Report author(s) and contact details:	Dorothy Holmes Locality Manager 0115 8839804 dorothy.holmes@nottinghamcity.gov.uk Greg Foister Neighbourhood Development Officer – Dales Ward 0115 8839807 greg.foister@nottinghamcity.gov.uk Fi Cusick Neighbourhood Development Officer – Mapperley Ward 0115 8839728 fi.cusick@nottinghamcity.gov.uk Michelle Graley Neighbourhood Development Officer – St Ann's Ward 0115 8839808 michelle.graley@nottinghamcity.gov.uk	
Other colleagues who have provided input:		
Date of consultation with Portfolio Holder(s) (if relevant)	N/A	
Relevant Council Plan Strategic Priority:		
Cutting unemployment by a quarter		<input type="checkbox"/>
Cut crime and anti-social behaviour		<input type="checkbox"/>
Ensure more school leavers get a job, training or further education than any other City		<input type="checkbox"/>
Your neighbourhood as clean as the City Centre		<input type="checkbox"/>
Help keep your energy bills down		<input type="checkbox"/>
Good access to public transport		<input type="checkbox"/>
Nottingham has a good mix of housing		<input type="checkbox"/>
Nottingham is a good place to do business, invest and create jobs		<input type="checkbox"/>
Nottingham offers a wide range of leisure activities, parks and sporting events		<input type="checkbox"/>
Support early intervention activities		<input type="checkbox"/>
Deliver effective, value for money services to our citizens		X
Summary of issues (including benefits to citizens/service users):		
<p>The report invites the Area Committee to formally appoint Community Representatives from the Dales, Mapperley & St Ann's Wards onto the Area 6 Committee as required by the Terms of References for the Role of Area Committee Community Representatives.</p> <p>Local organisations are invited annually to nominate a representative to the Area Committee. The role of the community representative and the procedure for accepting nominations is outlined in Appendix 1.</p>		
Recommendation(s):		

1	That the Area Committee formally appoints Area Committee Community Representatives from the Dales, Mapperley & St Ann's Wards as highlighted in Appendix 2, to the Area Committee for the municipal year 2014/2015.
----------	--

1. REASONS FOR RECOMMENDATIONS

1.1 The Council's constitution requires Area Committees to formally confirm Community Representatives at the start of the municipal year and encourage citizens living in the ward to become involved in democratic decision making process alongside Councillors.

2. BACKGROUND (INCLUDING OUTCOMES OF CONSULTATION)

2.1 Each year the Area Committee invites nominations from relevant groups and organisations and appoints representatives from the wards. Nominations are attracted from groups that are active in the area, but there is also the need to ensure that the Committee reflects the views of all sectors of its community.

2.2 The role of the Community Representatives on an Area Committee has been designed to bring citizens living in the area in question into the democratic decision making process alongside Councillors.

2.3 The revised Terms of Reference for the Role of Area Committee Community Representatives include guidance on the selection and the role of the Community Representative and is designed to help achieve reflective representation of the ward.

2.4 The Council's constitution requires Area Committees to confirm community representatives at the start of each municipal year, normally a meeting in May and the Neighbourhood Development Officers have been liaising with local community groups in advance of this meeting.

2.5 Nomination forms were sent out along with the Terms and References for the Role of Area Committee Representative to groups and organisations on the basis that it provides a geographical representation of the ward.

2.6 Completed nomination forms and expression of interest for Community Representatives onto the Area 8 Committee for the municipal year 2014/15 were received from groups and community organisations and these are listed in Appendix 2.

3. OTHER OPTIONS CONSIDERED IN MAKING RECOMMENDATIONS

None

4. FINANCIAL IMPLICATIONS (INCLUDING VALUE FOR MONEY/VAT)

That the Area Committee set aside a small budget for the payment of travel and care costs for Community Representatives

5. RISK MANAGEMENT ISSUES (INCLUDING LEGAL IMPLICATIONS AND CRIME AND DISORDER ACT IMPLICATIONS)

None

6. EQUALITY IMPACT ASSESSMENT

Has the equality impact been assessed?

Not needed (report does not contain proposals or financial decisions)

No

Yes – Equality Impact Assessment attached

Due regard should be given to the equality implications identified in the EIA.

7. LIST OF BACKGROUND PAPERS OTHER THAN PUBLISHED WORKS OR THOSE DISCLOSING CONFIDENTIAL OR EXEMPT INFORMATION

None

8. PUBLISHED DOCUMENTS REFERRED TO IN COMPILING THIS REPORT

None

Appendix 1

The Role of Community Representatives

- You will be encouraged to act as an ambassador for the Area Committee to help to raise the profile of the work done by the Area Committee.
- You should attend all Area Committee meetings, events, training etc wherever possible.
- If you cannot attend the meetings try to find someone who will cover for you.
- You should represent the views of residents and of your group or community who live and work in the area.
- All business representatives should have business premises within the area.
- You will be encouraged and entitled to speak on all items discussed at Area Committee meetings.
- Events and training will be held for you to give you the confidence and knowledge to be actively involved within the Area Committee. We will ask you what training and events you would like.
- You will be invited to put forward items for discussion at the Area Committee meetings. You will need to do this at least 3 weeks before the date of the meeting.
- You will be encouraged to tell us when things are not running well.
- You will find it much easier to fulfill your role if you have read the reports before the meeting and, if possible, had a chance to discuss the report with your community group. Everyone will benefit from this as it allows the community representatives to play a much more active role and makes for a more effective and informed contribution to discussions and debate.
- Most importantly, any relevant information should be passed back to your community group to any local friends, neighbours or colleagues. None of the information made available during the meetings are secret or confidential.
- One of the biggest challenges for the Area Committee is to keep people informed. Your agreement to pass on information, display and distribute any publicity material in community venues and promote involvement in the work of the Area Committee and to take an active role in local community consultations is appreciated.

SOUTH LOCALITY - COMMUNITY INVOLVEMENT IN AREA COMMITTEES: THE CRITERIA AND PROCESS FOR SELECTION

INTRODUCTION

- Encouraging greater participation in service delivery and decision making was one of the main reasons for establishing Area Committees in 1995.
- The new terms of reference give Area Committees more responsibilities which in turn will have an impact on the involvement of local representatives.

THE CRITERIA FOR SELECTION

- Community or Voluntary organisations that wish to be represented on Area Committees will be properly constituted (i.e. have a constitution/terms of reference, have regular meetings, and operate an Equal Opportunities Policy)
- All community group representatives (except those representing citywide organisations), should live in the area and seek to represent the views of their group(s) or community organisation and not individual viewpoints.
- Community Group representatives will have established networks/systems for passing information to the Area Committee from groups that they represent, citizens that they aim to serve within their area and likewise feedback information from the Area Committee.
- Representatives will be selected each civic year (normally in May), Only one nomination per group will be accepted by the Area Committee at any given time. Any person from the group can attend Area Committee meetings although only the nominated community representative will be allowed to speak. If the community representative is unable to attend a meeting, the group can nominate an individual to speak on behalf of the community representative for the group.
- Any member of the public may have the right to attend Area Committee meetings as an observer.

POWERS OF COMMUNITY GROUP REPRESENTATIVES

- Community Group Representatives are entitled to speak on all items discussed at Area Committee meetings and can 'influence' the decisions (but cannot vote on any matter) being made by the area committee.
- Community Group representatives will be entitled to claim expenses for travelling and care costs related to attending Area Committee meetings.
- Community Group representatives will be able to submit items for inclusion on the Area Committee agenda at least three weeks before the meeting or in advance of the meeting with the agreement of the Chair.
- Community Group representatives will be entitled to attend specific events and training across the city in order to carry out their role and responsibilities in relation to Area Committee/Working.
- Community Group Representatives can make formal presentations at Area Committee meetings on community projects/initiatives with the prior agreement of the Chair.

POWERS OF COUNCILLORS IN RELATION TO COMMUNITY INVOLVEMENT IN AREA COMMITTEES

- Only Councillors can vote on all matters in respect of the Area Committee
- If a representative fails to attend committee meetings consistently without good reason, the Area Committee may approach their organisation for a replacement.
- If a representative is deemed to persistently not abide by the corporate policies of Nottingham City Council, (e.g. Health & Safety, Equality and Diversity), he/she will

be required to resign their position as local community group representative on the Area Committee

- Councillors may choose to invite representatives from other organisations outside their geographical area in order to widen participation from under-represented groups.
- Councillors will allocate a small 'rolling budget' for reimbursement of Community Group Representative's expenses.
- If Community Representatives find it beneficial and have made a request, Councillors will provide community group representatives with an opportunity to meet together with the Locality Team prior to each Area Committee meeting, to discuss the agenda or other items of concern.

THE PROCESS

- Each year Councillors must determine the number of Community Representatives that they wish to represent the community. This may be based on a set number of places per ward or according to specific interests and issues in the area. Representation should take account of the population make up of the area. Where under-representation exists, city wide groups may be approached for representation.
- Once per year (normally in March) the Locality Team will send out nomination forms by post, (together with an Area Committee information pack), to all community organisations in the area, inviting them to nominate a representative from their organisation to be involved in Area Committee meetings
- Locality Managers will assess completed nomination forms to ensure that the selection criteria are met and will produce a report for Area Committee detailing nominations received.
- Councillors will decide which of the nominations should be selected for community group representation at Area Committee meetings, taking into account the population make up of the area or specific issues/interests in the area.
- Those community group organisations selected will be notified in writing of the offer by the Locality team. Details of future dates of committee meetings will be sent out at the same time.
- A review will take place each civic year (by Councillors – advised by officers) to determine what groups are the most appropriate to be represented on the area committee
- Where nominations are not accepted, a letter explaining why will be signed by the Chair and sent to the organisation, together with details of other options for involvement in area working.
- Where groups are dissatisfied with the decision, they have the right to appeal to the Area Committee within four months.
- Councillors will then enlist the assistance of other Councillors of the city (Area Chairs Panel), to review the decision and any decision made thereafter, will be final.

Appendix 2

<u>Organisation</u>	<u>Name</u>
<u>St Anns Nominations</u>	
Sneinton Tenants Outreach Programme	Pete Wright
ACAF	Andrew Campbell
Afro Caribbean Centre (Citywide Reps)	Enid Lee- Brown & Bob Wallace
Nottinghamshire Refugee Forum (Citywide Rep)	Fiona Cameron
City College Nottingham (Citywide Rep)	Ahmed Shakil
KK Sports Centre (Citywide Rep)	Sarah Dennett- Thorpe
<u>Dales Nominations</u>	
Prittier Whittier	Noel Martin
Sneinton TRA	Greg Felham
Sneinton Alchemy	Wendy Honeyman-Smith
Friends of Colwick Woods Group	Richard Brown
St Stephens Church	Janet Summers
Muslim Community Organisation	Iftikhar Ahmed
<u>Mapperley Nominations</u>	
St Anns Allotments	tbc
Mapperley Park Residents Association	David Towers
STANNRA (St Anns North TRA)	Debs Main
City Heights	Andrea Stone
Mapperley Road Neighbourhood Watch	Peter Henson

This page is intentionally left blank

AREA COMMITTEE EAST (ACE) (Dales, Mapperley, St Ann's) – 18 November 2014

Title of paper:	WARD PERFORMANCE REPORTS - Q2	
Director(s)/ Corporate Director(s):	Andy Vaughan Strategic Director Commercial and Neighbourhood Services	Wards affected: Dales St Anns Mapperley
Contact Officer(s) and contact details:	Dorothy Holmes Locality Manager 0115 8839804 dorothy.holmes@nottinghamcity.gov.uk Greg Foister Neighbourhood Development Officer – Dales Ward 0115 8839807 greg.foister@nottinghamcity.gov.uk Fi Cusick Neighbourhood Development Officer – Mapperley Ward 0115 8839728 fi.cusick@nottinghamcity.gov.uk Michelle Graley Neighbourhood Development Officer – St Ann's Ward 0115 8839808 michelle.graley@nottinghamcity.gov.uk	
Other officers who have provided input:	Dave Halstead Head of Neighbourhood Operations and Deputy Director of Commercial & Neighbourhood Services Dave.Halstead@nottinghamcity.gov.uk Christine Oliver Senior implementation Manager Crime and Drugs Partnership Christine.oliver@nottinghamcity.gov.uk	
Relevant Council Plan Strategic Priority:		
Cutting unemployment by a quarter		<input type="checkbox"/>
Cut crime and anti-social behaviour		<input type="checkbox"/>
Ensure more school leavers get a job, training or further education than any other City		<input type="checkbox"/>
Your neighbourhood as clean as the City Centre		<input type="checkbox"/>
Help keep your energy bills down		<input type="checkbox"/>
Good access to local transport		<input type="checkbox"/>
Nottingham has a good mix of housing		<input type="checkbox"/>
Nottingham is a good place to do business, invest and create jobs		<input type="checkbox"/>
Nottingham offers a wide range of leisure activities, parks and sporting events		<input type="checkbox"/>
Support early intervention activities		<input type="checkbox"/>
Deliver effective, value for money services to our citizens		<input type="checkbox"/>
Summary of issues (including benefits to citizens/service users):		

The ward performance reports provide updates on key issues and themes which link back to local priorities addressed by Neighbourhood Action Teams and the strategic themes in the Nottingham Plan 2020. The reports provide summary updates on the following key themes:

- Ward priorities
- Community engagement
- Finance
- Safer theme - Crime and anti social behaviour (ASB)
- Neighbourhood theme – Cleansing and Environmental issues
- Working theme - Unemployment rates
- Housing
- Community Protection
- Fire
- Health Theme – local health priorities

Recommendation(s):

1	Area Committee note and comment on the Ward Performance Reports for quarter 2 2014/15.
---	---

1 REASONS FOR RECOMMENDATIONS

- 1.1 Ward performance reports provide a descriptive and statistical picture of what is happening at a ward level and invite community representatives to comment, debate, and challenge and identify how they can add value to improve their neighbourhoods.
- 1.2 Ward performance reports also monitor progress in the wards and act as a catalyst for debate about the key performance issues impacting upon the ward on a quarterly basis.

2 BACKGROUND (INCLUDING OUTCOMES OF CONSULTATION)

- 2.1 Neighbourhood Working has been important for a number of years in Nottingham as a means of engaging better with citizens and to drive forward service improvement.
- 2.2 The Nottingham Plan has a goal that 'public service delivery will be better integrated and appropriately devolved, ensuring more accessible and responsive services for all and giving residents more control over what happens in their neighbourhoods'; the Ward Performance reports help to support this.
- 2.3 The Ward Performance Reports captures work at a local level to support the Nottingham Plan; it is a short summary of key updates on priorities and issues in the ward. More detailed implementation plans sit behind the report such as the Ward Action Plan, Neighbourhood Action Team's Action Log, Crime Drug Partnership (CDP) plans and other partner's implementation plans.
- 2.4 The Ward Performance Reports are co-ordinated by Neighbourhood Development Officers every quarter, with the data analysis undertaken by the CDP.
- 2.5 The following brief summary by the respective Ward NDO highlights the key issues:

Ward: St Ann's – NDO: Michelle Graley

The NAT Team are currently in the process of agreeing future Ward priorities. The team will continue to share and use intelligence to target issues that matter most to our community in St Ann's and agree joint responses with partner agencies to resolve problems. The Team will continue to identify and align priorities for the ward via continued Local Consultation, Locality Board, Ward Councillors, Partners, and Officers. The NAT Team are stilling awaiting the priorities for both Health and Worklessness.

Safer Theme – Criminal Damage, Violence & Dwelling Burglary

All wards have seen an increase in domestic violence crimes compared to the same period the previous year. Domestic Violence has seen a year to date increase of 54% which equated to an additional 19 crimes. The month of July 2014 also saw a 40% increase on the same month the previous year. Positively, this may be indicative of active reporting rather than an increase in violence in the ward.

The NAT team are encouraged with the rise in reporting of DV in the St Anns Ward and believe that this could be due to the year long campaign to find ways to raise the profile of the issue.

The following are some of the actions taken place to date;

- Providing training and networking opportunities to professionals
- Work with young people through primary schools and other youth provision
- Supporting adults to safely become community champions
- Provide opportunities for wider community and community groups to engage with the issue in a way that is safe
- involve local Schools in having the GREAT programme, with an incentive of subsidising half

the costs of the project, in the hope that this incentive may be more appealing to local Schools

We carried out a successful Family & Community Health & Wellbeing Event – Tuesday 28th October where residents living in St Anns, were able to access free massage treatments, Jobs and health advice.

Neighbourhood theme – Cleansing and Environmental issues

- The team for the area are working hard to sustain the higher ward targeted level; they are all doing well and exceeding the September level.
- Priority for Street Cleaning and Grounds Maintenance. Leave clearance, OAP's Garden assistance and Hedge cutting
- Councillor Collins has requested that the team refurbish several raised beds across St Anns Ward. This will be carried out with the Apprenticeships and Meadow Flower seeds be planted ready for next Spring.
- The team is continuing to assist Waste Management with the delivery of bins
- NDO and Councillors have progressed an Area Capital scheme of works across the area
- Continue to work on the Drug dealing and Needle misuse areas with St Ann's Ward to tackle as part of the Nat's Task & Finish Group. A pilot scheme is in the process of being implemented. We hope to see the impact ready to be reported around Feb 2015

Family and Community Team

- The new NAT priorities reflect not only the universal provision provided by the Family and Community Teams, but also the contribution of these teams to the wider priorities of the Area. For example their contribution to work on DV, their contribution to work with young people around pre employment activity and ensuring that identified young people in relationship to targeted provision are taken to the VPP.

The Week of Action has been scheduled for w/c Monday 27th October and will have a Family and Community Theme

Community engagement

- Following the last Local Issues meeting in July 2014. There was a local commitment to request the police to prioritise their focus on ASB on the street. The local community in attendance, raised concerns regarding the proposed closure of the front counter in St Anns Police Station. Commuter parking remains an issue as a result the St Anns Councillors and NDO are listing priority areas and working with Traffic Management to resolve some of the worst affected areas through a phased approach.

Financial Inclusion & Unemployment

St Anns Councillors are very keen to ensure clear targeted work in their ward to support the unemployed back into work, with a focus on the under 25s, the over 50s and the long term unemployed. They are also keen for support on financial inclusion and help with basic financial management, e.g. access to bank accounts, best online deals for fuel, avoiding high cost lenders

The Council's Employment and Welfare Support Programme aims to:

- help those who can work into work and /or better paid work
- support those who can't work to enjoy the best quality of life
- improve financial capability in the city and reduce dependency on crisis, irresponsible and /or expensive lenders

In order to assist the planning of additional employment support work/ financial inclusion work that could feed into the Area 6 jobs plan or be piloted to test effectiveness, we think we need a better picture of what is actually being provided already, how effective it is and what the gaps

are.

- to gain a comprehensive picture of what is actually happening in St Anns to help people into work and to help improve financial capability/ access, especially for the groups identified by the Cllrs
- to identify potential gaps
- to gain insight from existing organisations working in St Anns about what works well, what the barriers are and what is unique to St Anns in designing and delivering this work
- Understand what needs to go into the overall jobs plan for the area and scope what additional financial inclusion work is needed – and how this might be delivered

Economic Development Team will pick this piece of work when the Youth Contracts are in place and the new Employment Post has been filled.

**Local Issues meetings – Paddy Tipping- Notts Police Commissioner will be in attendance
Wednesday 10th December 2014- 6.30pm till 7.30pm at The St Anns Valley Centre**

Community Events see the Appendix

2.6 **Ward: Dales – NDO: Greg Foister**

Safer Theme - Crime and anti social behaviour (ASB)

Public Order

September 2014 saw a 500% increase in public order offences in Dales compared to the same month the previous year (5 additional offences, September 2013), and 2 additional offences on last month (August 2014). Poor performance in this crime type in September 2014 has contributed towards a 138% increase in the year to date; this equated to an additional 22 offences, with Dales experiencing the highest year to date volume at ward level within the South Locality.

September 2014 saw 6 public order offences, with 50% having occurred in the Bakersfield Beat. These 3 offences amounted to affray (n=1), fear/provocation of violence (n=1) and racially/religiously aggravated harassment (n=1). The remaining 3 offences occurred in the Sneinton Hermitage and Bendigo Beats (2 and 1 offence respectively) and were classed as fear/provocation of violence, other crime not listed and racially and religiously aggravated harassment.

Half of offences in September were committed on a Friday (n=3), all of which took place between midday and 4pm. This was consistent with year to date trends

Sexual Offences

In Dales, September 2014 saw 6 sexual offences compared to no offences the same month the previous year, and 5 additional offences on the previous month (August 2014). This has contributed towards a year to date increase of 85% which equated to an additional 11 offences (April to September 2014). Two thirds of the offences in September related to current offences (n=4) while the remaining 2 were historical reports of offences to have occurred in 2011. This was consistent with year to date trends; such that just over two thirds were current reports (n=17) with the remaining 7 having taken place between 1978 and 2013.

Almost half of current sexual offences in the year to date were committed in the Sneinton Hermitage Beat (n=8) followed by the Bendigo Beat (n=7). The majority of offences occurred in

Dwellings (52.9%, n=9) with 7 offences taking place in Open Space, 2 of which in Colwick Park. 4 offences comprised of domestic violence; such that the offender was a partner of the victim, 6 were strangers and 7 were classed other relationships.

A third of sexual offences committed in the year to date took place between the hours of 8am and 1pm (n=8) with a further 5 offences taking place between midnight and 1am. Additionally, a Saturday and a Tuesday together accounted for almost half of sexual offences (6 and 5 offences respectively).

Violence

In September 2014, Dales saw a 16% increase in Violence against the Person offences, this equated to 4 additional offences compared to September 2013 and an increase of 7 offences on the previous month (August 2014). This has contributed towards a year to date increase of 45% (63 additional offences compared to April to September 2013).

The majority of offences in September 2014 could not be classed as either night time economy related or domestic violence and as such have been classed as other violence (59%, n=17). Where a sub category of other violence was recorded, the greatest volumes were domestic related (n=4) and random attacks (n=4); this was consistent with the year to date trends.

The greatest volume of domestic related other violence occurred in the Bendigo Beat (75%, n=3) while Bakersfield Beat accounted for 50% of random attacks; both of which occurred on Greenwood Road.

Monday saw 50% of random attack offences (n=2) with 50% of domestic related other violence being committed on a Wednesday. In both sub-categories all 4 offences occurred on a weekday. There were no trends surrounding time of day.

Domestic Violence has seen a year to date increase of 13% which equated to an additional 10 crimes. The month of September 2014, however, saw a reduction of 14% on the same month the previous year. This may be indicative of a relatively stable level of reporting.

All Crime

In the year to date, Dales ward experienced a 13% increase in All Crime; this equates to 79 additional offences compared to the same period the previous year (April to September 2013). Nonetheless, the All Crime rate per 1000 of the population in Dales is better than the average for the division; however, the ward is performing above the city average in relation to Violence and ASB. Positively the ward is below the City average for all other crime types and for deliberate fires.

A breakdown of the crime rates for the Dales ward can be found in the Appendix.

The NAT priorities reflect a commitment by all partners to proactively work together to address the issues of crime. For example, where a crime takes place and there are environmental issues to deal with we deal with them as a priority. Where fly tipping, dog fouling, bins on street, lighting etc are issues we have agreed to identify hot spot streets and deal with them and where Parks are an issue (with drugs, vandalism and street drinking) we have agreed to work together to solve the problems. The hotspots have been discussed - Greenway area, Sneinton Boulevard around TJ's shop, Sneinton Dale around City Off Licence, Windmill Park.

Neighbourhood theme – Cleansing and Environmental issues

The Dales Ward compares well generally in the area of cleanliness. The data supports local concerns regarding the problems of Dog Fouling, fly tipping and perception of general cleanliness. The NAT priorities reflect these concerns. Hot Spots for Dog Fouling, fly tipping and bins on street, have been identified and are currently being reviewed. In addition to this we are currently

identifying the most problematic ally ways with a view to joint work between members of the NAT.

The Neighbourhood Operations Manager and his team (Street Scene) are working to improve the average bench mark and address seasonal issues. Hotspot streets for bins on street, bin contamination gully blockages and fly tipping have been identified. Work with waste management, CP and STARA is currently being undertaken and forms a central part of the Sneinton Week of Action 2014

The standard of our playgrounds and parks, along with the safety on our roads remains a concern for local people and local Cllrs. A number of schemes have been funded out of Area Capital monies to improve road users and pedestrian safety. Cllrs have committed ACF monies to the development of the Greenway Park, along with working with Parks to submit a WREN bid. A further consultation residents took place in early October. This meeting welcomed the work that has been done so far, and bid dependant look forward to a new park.

The Windmill park has been identified by resident and Cllr, supported by CP and the Police as an area of concern for drug usage and vandalism. Parks are working with the users of the windmill park to write a new management plan. Area 6 NDOs have developed with partners a focused project to tackle drug dealing and misuse in this park, supported by Cllr funding. This park remains a significant priority for the NAT. Cllrs hosted a park summit to discuss the issues concerning the park now and in the long term.

The NAT has agreed that they will run the Week of Action in the 3rd week of October 2014. This will environmentally focused and will centre on the streets at the heart of Sneinton.

Community engagement

Local Cllrs have a series of Ward Walks and Local Issues meeting planned for the coming period. The detail of this can be found in the appendix to this report. The Neighbourhood action team are seeking two joint patch walks with NCH as part of this activity.

The local police are starting a new initiative called 'street by street' this is an opportunity for the police and community protection staff to meet local people.

Family & Community Team. Greenway Centre. Sneinton Tenants and residents Association. SEND project and Renewal Trust Detached Youth Team have worked successfully with young people including the Roma Community.

The NAT priorities reflect the need to deal with a number of local problems raised by residents beyond the focus on crime at the Locality Board. The priorities have been drawn together as a result of listening to local people in a number of forums and looking at the data available. As a result the new priorities whilst broadly set out under themes, seek to identify specific locations that need prioritising where it can or specific cohorts of residents that need focusing on. The NAT has now moved its meetings to 144 Sneinton Dale and will take to the street 3 times a year; to both increase its engagement activity and check its assumptions.

As part of the Sneinton week of Action this year there will be two community clean up sessions and an addition bulb planting event with Prettier Whittier. The week of action seeks to act on the issues raised by local residents so in addition to the community events, residents have been involved in identifying blocked gullies and will also be attending speed operations organised by the local beat team.

Working theme – Unemployment

In discussion with the Economic Development Team the Neighbourhood Management Team has agreed the production of an employment and skills/training plan for the Ward which is due to be presented to the February Area Committee

Data suggests that young people, 50+ and long term unemployed are our priority groups to focus on; the plan will reflect delivery elements to focus on these groups.

Evidence suggests that we have a very diverse make up of unemployed people and so attention will be paid to how this is reflected in deliver.

The Area 6 NDOs are currently in discussion about instigating future joint working. The NDOs think we need a better picture of what is actually being provided already, how effective it is and what the gaps are so that we can seek to contribute to this priority.

Family and Community Team

The new NAT priorities reflect not only the universal provision provided by the Family and Community Teams, but also the contribution of these teams to the wider priorities of the Area. For example their contribution to work on DV, their contribution to work with young people around pre employment activity and ensuring that identified young people in relationship to targeted provision are taken to the VPP. The Local Area Partnership have been invited to the NAT with a view to better working together.

Health

The Health team have identified Ward based health priorities and have now provided the LM team with localised data. They have also provided the LM team with an up to date list of local service provision. Further discussion with the Health Team are being planned to look at the day to day business of tackling health in the Ward in line with the new strategic health plan. This will be included in the NAT priorities.

Consultation planned

(Please see the appendix of this report for details of local issues meetings, Ward Walks, Budget Consultation).

2.7 Ward: Mapperley – NDO: Fi Cusick

Safer Theme - Crime and anti social behaviour (ASB)

- Auto crime remains a priority policing issue and statistics are comparable with this time last year.
- Burglaries – an increase of 25 offences = 225% increase (YTD). They maybe connected to Goose Fair. Mondays and Fridays appear to be key times for burglaries occurring between 5pm and 9pm.
- Criminal Damage and Arson – 1 incident in September.
- Violence against the person – stable figure compared to Sept 2013 with a reduction of 2 offences compared to Sept 2013. Peak times for violence are midday and 6pm.
- Sexual offences – shows an 89% reduction from this time last year. This has been mainly due to historic offences being reported last year
- Domestic Violence has seen a YTD reduction of 41% (37 fewer offences). This could be due to a reduction of severity of incidents thus less are being converted to crimes or could suggest an issue of under-reporting in the Ward.
- Overall crime – below average for that of the Division. However, levels of Vehicle Crime and Burglary remain above the division average.

Community Protection

- In September 2014, the following orders were issued in the Mapperley Ward; 1 assisted RSL for anti-social behaviour.

- Increase of 39 reported incidences of dog fouling making 44 in total.
- There were 4 plain clothed dog operations carried out in September and 2 FPN (fixed penalty notices) issued in the week commencing 6th October 2014.

Neighbourhood theme – Cleansing and Environmental issues

- City Services continue to respond to litter and fly-tipping issues raised by residents and Councillors and cleanliness levels remain very good.
- Fly-tipping has shown a significant reduction in September with a decrease of 25 incidences.
- Work is taking place to progress Area Capital Schemes and NCH environmental schemes.

Working theme – unemployment

- Data suggests that Young People, 50+ and long-term unemployed are our priority and a Plan is being worked up to reflect delivery elements to focus on these groups.

Community engagement

- STANNRA held a further planting day with local residents and children at The Wells Community Centre on 27th September.
- The annual Fireworks display was held on 4th November. This was organised by Friends of Coppice Park and was very well attended with lots of families coming along.
- Environmental Volunteering Days;
22nd Nov 2014 – 10-12pm Sycamore Park

Consultation planned

- Ward Forum dates;
1st December 2014, St Jude’s Church Hall – 6.00pm
- **Ward Walks**
3rd December 2014, 2pm – area to be confirmed
28th January 2015, 2pm – area to be confirmed
3rd February 2015, 2pm – area to be confirmed
4th March 2015, 2pm – area to be confirmed

South Locality Board

All three Locality boards now have Nottingham City Council Directors as Chairs.

Chair for South Locality is Helen Jones Director of Adult Assessment

The focus for the South Locality Board for the next year will be Pressing Crimes and ASB which aren’t being resolved elsewhere.

Violence including Domestic Abuse.

Worklessness and impact of Welfare Reform.

Public realm.

The Locality Board will focus on these priorities together with partners during the next year. The board will be reviewing evidence including statistics every month to ensure good progress.

3 OTHER OPTIONS CONSIDERED IN MAKING RECOMMENDATIONS

3.1 None

4 FINANCIAL IMPLICATIONS (INCLUDING VALUE FOR MONEY/VAT)

4.1 None

5 RISK MANAGEMENT ISSUES (INCLUDING LEGAL IMPLICATIONS AND CRIME AND DISORDER ACT IMPLICATIONS)

5.1 None

6 EQUALITY IMPACT ASSESSMENT

Has the equality impact been assessed?

Not needed (report does not contain proposals or financial decisions) √

No

Yes – Equality Impact Assessment attached

Due regard should be given to the equality implications identified in the EIA

7 LIST OF BACKGROUND PAPERS OTHER THAN PUBLISHED WORKS OR THOSE DISCLOSING CONFIDENTIAL OR EXEMPT INFORMATION

7.1 Neighbourhood Working Framework 2012 CLT report

8 PUBLISHED DOCUMENTS REFERRED TO IN COMPILING THIS REPORT

8.1 None

SUMMARY PERFORMANCE REPORT

AREA 6: Quarter 1 and 2

Area 6 Total	Category	Qtr 1				Qtr 2				Year to Date			
		2013-14	2014-15	Volume +/-	% Change	2013-14	2014-15	Volume +/-	% Change	2013-14	2014-15	Volume +/-	% Change
	Criminal Damage	173	138	-35	-20%	157	131	-26	-17%	330	269	-61	-18%
	Theft	210	188	-22	-10%	186	197	11	6%	396	385	-11	-3%
	Violence	208	282	74	36%	229	250	21	9%	437	532	95	22%
	Dwelling Burglary	63	80	17	27%	40	71	31	78%	103	151	48	47%
	All Crime	981	1050	69	7%	916	950	34	4%	1897	2000	103	5%
	ASB	583	832	249	43%	757	846	89	12%	1340	1678	338	25%
Average Qtrly score	Deliberate Fires	27	25	-2	-7%	39	30	-9	-23%	66	55	-11	-17%
	Cleanliness Score	81	90	9	12%					81	90	9	12%
	Graffiti	323	156	-167	-52%					323	156	-167	-52%
	Fly-Tipping	1042	791	-251	-24%					1042	791	-251	-24%
	Dog Fouling	226	379	153	68%					226	379	153	68%
	Unemployment	4130	3140	-990	-24%					4130	3140	-990	-24%

Ward	Category	Qtr 1				Qtr 2				Year to Date			
		2013-14	2014-15	Volume +/-	% Change	2013-14	2014-15	Volume +/-	% Change	2013-14	2014-15	Volume +/-	% Change
Dales	Criminal Damage	65	62	-3	-5%	55	45	-10	-18%	120	107	-13	-11%
	Theft	94	71	-23	-24%	71	71	0	0%	165	142	-23	-14%
	Violence	68	106	38	56%	72	97	25	35%	140	203	63	45%
	Dwelling Burglary	20	19	-1	-5%	11	17	6	55%	31	36	5	16%
	All Crime	338	375	37	11%	287	329	42	15%	625	704	79	13%
	ASB	198	273	75	38%	246	309	63	26%	444	582	138	31%
Average Qtrly score	Deliberate Fires	5	9	4	80%	9	19	10	111%	14	28	14	100%
	Cleanliness Score	80	89	9	11%					80	89	9	11%
	Graffiti	48	28	-20	-42%					48	28	-20	-42%
	Fly-Tipping	214	214	0	0%					214	214	0	0%
	Dog Fouling	76	167	91	120%					76	167	91	120%
	Unemployment	1495	1132	-363	-24%					1495	1132	-363	-24%

Ward	Category	Qtr 1				Qtr 2				Year to Date			
		2013-14	2014-15	Volume +/-	% Change	2013-14	2014-15	Volume +/-	% Change	2013-14	2014-15	Volume +/-	% Change
Mapperley	Criminal Damage	51	36	-15	-29%	35	37	2	6%	86	73	-13	-15%
	Theft	78	58	-20	-26%	69	61	-8	-12%	147	119	-28	-19%
	Violence	54	75	21	39%	68	57	-11	-16%	122	132	10	8%
	Dwelling Burglary	28	36	8	29%	14	31	17	121%	42	67	25	60%
	All Crime	319	340	21	7%	310	286	-24	-8%	629	626	-3	0%
	ASB	153	216	63	41%	180	218	38	21%	333	434	101	30%
Average Qtrly score	Deliberate Fires	18	7	-11	-61%	24	5	-19	-79%	42	12	-30	-71%
	Cleanliness Score	84	91	7	9%					84	91	7	9%
	Graffiti	97	32	-65	-67%					97	32	-65	-67%
	Fly-Tipping	156	158	2	1%					156	158	2	1%
	Dog Fouling	46	97	51	111%					46	97	51	111%
	Unemployment	991	717	-274	-28%					991	717	-274	-28%

Ward	Category	Qtr 1				Qtr 2				Year to Date			
		2013-14	2014-15	Volume +/-	% Change	2013-14	2014-15	Volume +/-	% Change	2013-14	2014-15	Volume +/-	% Change
St Anns	Criminal Damage	57	40	-17	-30%	67	49	-18	-27%	124	89	-35	-28%
	Theft	38	59	21	55%	46	65	19	41%	84	124	40	48%
	Violence	86	101	15	17%	89	96	7	8%	175	197	22	13%
	Dwelling Burglary	15	25	10	67%	15	23	8	53%	30	48	18	60%
	All Crime	324	335	11	3%	319	335	16	5%	643	670	27	4%
	ASB	232	343	111	48%	331	319	-12	-4%	563	662	99	18%
Average Qtrly score	Deliberate Fires	4	9	5	125%	6	6	0	0%	10	15	5	50%
	Cleanliness Score	79	91	12	15%					79	91	12	15%
	Graffiti	178	96	-82	-46%					178	96	-82	-46%
	Fly-Tipping	672	419	-253	-38%					672	419	-253	-38%
	Dog Fouling	104	115	11	11%					104	115	11	11%
	Unemployment	1644	1291	-353	-21%					1644	1291	-353	-21%

September Data for Cleanliness, Graffiti, Fly-Tipping, Dog Fouling and Unemployment is yet to be received. Therefore, Quarter 2 figures could not be calculated. Year to date figures in these categories relate only to Quarter 1.

Dales Ward Priorities.

Theme	Priorities	Key Actions	Outcomes	Lead
<p style="text-align: center;">Page 61</p>	<p>To reduce crime in the Dales Ward by focusing on Damage, Violence and Burglary</p>	<p>1. Identify local hot spots, patterns and individuals. Resourcing with visible patrols at key hotspot times and locations. CPOs to undertake an environmental street audit on 'hotspot streets' tackling street lighting issues/overgrown areas and various environmental issues affecting crime. NPT to report environmental issues that could impact on crime to NAT for immediate action</p> <p>2. Follow up identified ASB/Crime with problem solving by Neighbourhood Police Team and Community Protection in conjunction with ASB Team and ASB Officer reporting the outcome to the NAT.</p>	<p>Reduction in dwelling burglary, Criminal Damage and violence</p> <p>1 x environmental audit a week by Cop's to include hotspots</p>	<p>Richard Hunter</p> <p>Garry Newton</p> <p>Richard Hunter</p>
	<p>To reduce antisocial behaviour In the Dales Ward.</p>	<p>1. Identify the causes of ASB in the Dales ward; Neighbour and alcohol related noise, Identify the top two locations; Windmill Park, Sneinton Dale and address these using the existing NAT/NPT resources. Identify location of Street drinking in Ward which is currently a</p>	<p>Reduction in noise/alcohol ASB related problems across the Ward.</p>	<p>Richard Hunter</p>

<p>Tackle, drug taking and dealing particularly on parks and open spaces.</p>	<p>Neighbourhood priority; parks and Sneinton Boulevard</p> <p>2. Work to promote the responsible dog charter and dog control order. -Cops to continue to sign people up to the charter,</p> <p>3. Identify four hotspot areas for dog fouling; Rossington Road, Kentwood Road, Edale rise, Mill view Close CPO operations to tackle this issue.</p> <p>4. identify the to five hotspots for fly tipping; Westwood and Kentwood Road, Taylor Close, Race Course Road and Millview Close and seek to address solutions via the NAT</p> <p>1. Identify the top three locations for Drug dealing and using in the Ward; Windmill Park, Greenway Park Hermitage Caves and work with the NAT to solve these problems;</p>	<p>25 more dog owners signed up to the dog pledge each month. Report to Area Committee in Feb 2013 re consulting on Dog Control order</p> <p>1x dog operation a month by CPO's. Reduction in number of dog fouling incidents</p> <p>Reduction in the number of reported fly tips 1x NPT operation a month.</p> <p>Reduction in available locations for dealing and using</p> <p>Integrated windmill park management plan</p> <p>Consultation plan for Hermitage Caves established</p> <p>Greenway park improvement plan</p>	<p>Garry Newton</p> <p>Abu Belim</p> <p>Garry Newton</p> <p>Leon Lewis</p> <p>Richard hunter</p> <p>Martin Harris</p> <p>Kristian Murden</p> <p>Martin Harris</p>
---	--	---	---

Assist with the integration of emerging communities and families	1. Work with the NDO to establish an initial meeting of local projects interested in developing this area of work.		Greg Foister
Reduce repeat reporting of domestic violence.	1. Seek to address the issue of Domestic Violence in partnership with other agencies in the Dales Ward modelling the work in the area; training, information, promoting campaigns and sharing best practice around DV issues	Increased reports to the 24hr helpline or police Reduction of repeated reports of domestic violence	Richard Hunter and Greg Foister
Seek to protect vulnerable people within the Dales Ward	NPT to attend the YPP and the CPP		Richard Hunter/ Kathleen Thomas
To raise the profile of the Neighbourhood Policing Team, and to engage local residents in local police priority setting.	1. To attend the Local Issues Meeting across the ward and review priority quarterly	1x monthly LIG	Richard Hunter
	2. To identify three local issues meeting with the NDO to talk to local residents about policing priorities.	3x prioritisation meetings a year	Richard Hunter
	3. Attend LIFE events at the local schools	1x yearly	Richard Hunter
	4. To have a stall at the NAT on the Street Markets.	4x yearly	Greg Foister
	5. Monthly website and		Richard Hunter

		neighbourhood alert updates for neighbourhood priority.		
Neighbourhoods	To tackle levels of fly tipping.	1.NOM to identify the top five local fly tipping hot spots including; mill view, Taylor close, Kentwood/Westwood and race course road, your supermarket. To work with the NAT to address these issues.	Reduction in number of fly tips	Leon Lewis
	To tackle the ongoing issue of bins on streets	1.NOM, CPO and ASB Officers to identify the top residential and business offenders and addressing appropriately including; Rossington Road and Sneinton Boulevard	Reduction in the number of bins on street and number of repeat bin contaminators	Greg Foister/ Garry Newton
	To reduce dog fouling, and promote responsible dog ownership	1. NOM, NDO and CPOs to identify four hot spots including Edale rise and mill view and ensure these are prioritised.	Reduction of incidents of dog fouling Publishing of the FIDO report identifying hot spots	Leon Lewis
	Improve local parks.	1. MH to identify top three parks for improvement including; Greenway Park for development and, Windmill park for a new management plan.	Consultation plan complete by summer 2014 Works on Greenway Park programmed by summer 2014	Martin Harris
	Ensure the views of local people assist in setting priorities.	1.NDO to organise monthly local issues meetings and ward walks with the local Cllrs	12x LIGS 12x Ward Walks	Greg Foister

	Support the work of Community Associations and groups	<p>2. NAT to hold a week of action once a year.</p> <p>3. GF to organise 'NAT to the Street' market days</p> <p>1. GF to work with the CA in line with current arrangements.</p>	<p>1x yearly</p> <p>4x yearly</p>	<p>Greg Foister</p> <p>Greg Foister</p> <p>Greg Foister</p>
<p>Families</p> <p style="text-align: center;">Page 65</p>	To meaningfully engage children, young people and families into the community/supported services	<p>1. Children 0-5 Stay and play Ward Walks with young people Baby Clinic</p> <p>2. Play and Youth 5-19</p> <p>a. Friday night session at Greenway and involvement in the Greenway Park Development</p> <p>b. Work with economic development to ensure young people are employment ready – confidence building.</p> <p>c. Work with Economic development and Sustrans to assist young people in finding ways to travel to work</p> <p>3. Family Support</p> <p>a. Work with the Renewal Trust worker in identifying the needs of the Roma Families</p> <p>b. Family relationships stall on the Nat Street Market on WOA weeks.</p>	<p>25 young people engaged in the Greenway Park consultation</p> <p>Reduction in youth unemployment</p> <p>Increased participation of young people in employment and skills activities</p> <p>Improved relationships with the 'Roma' young people via senior membership</p>	<p>Delroy Peterkin</p> <p>Kathleen Thomas</p> <p>Kathleen Thomas</p> <p>Kathleen Thomas</p>

		<p>4. Ensure that issues raised at the Nat re young people and targeted provision are taken to the YPP, including the need for outreach provision</p>	<p>Increase referrals to the YPP enabling better targeting of services</p>	<p>Kathleen Thomas</p>
<p>Health</p> <p style="text-align: center;">Page 66</p>	<p>Improve well being in the community. By promoting a better decade for health; Tackling the ward priorities of high levels of coronary heart disease, diabetes, obesity and low levels of exercise and poor eating.</p>	<p>To identify the ward based health priorities (where the dales ward fair worst than the city average) and delivery model to tackle this for the next period.</p> <p>In the meantime tackle the priorities set out below</p> <ol style="list-style-type: none"> 1.Targeted work with South Asian families carried our by Muslim Community Organisation 2 Cancers- Lung and Breast; Change Makers 2 theatrical performances to be delivered that raise the important issues of the cancers 3. Mental Health and Wellbeing; Decade of Better Health Red Booklet 200-Door to door drops Targeted at specific streets identified in the NAT. Decade of Better Health Newsletter for Sneinton 1,000. 4. To have a stall at the Nat to the street market. 5. Overweight and Obesity inc Physical Activity; To raise awareness of the 	<p>AWAITING UPDATE ON SPECIFIC ACTIONS AND OUTCOMES</p>	

		<p>healthy eating services and 7. Smoking; To raise awareness of the smoking 'New Leaf' sessions by distributing Decade of Better Health Red Booklet</p>		
<p>Working</p> <p style="text-align: center;">Page 67</p>	<p>To write an employment and skills plan for the ward that identifies the context and meaning for the work that we will do; this should include ward data, mapping, targets and delivery model.</p>	<ol style="list-style-type: none"> 1. To initiate an area based employment and training group with ward focus to engage and develop key partners around the issues of employment and skills plan 2. To work with the renewal Trust to ensure that their current provision fits with the agreed local ward plan. 3. To work with partners to ensure that they contribute to the local employment and skills plan. 4. To organise and host an Area wide jobs fair targeting local people and local jobs. 	<p>Local Jobs Fair 13th March 2014-02-06</p> <p>Increased participation in employment and skills opportunities for young people, 50 plus and long term unemployed.</p>	<p>Jill Smith</p>

Dales Ward Community Engagement. Ward Walks 2014.

Area/Estate	Date/Time	Meeting Point
Ashworth Close etc	1st October 2014, 9am.	TBC
Parkdale Road etc	12th November 2014, 9am.	TBC
Findern Green etc	16th December 2014, 9am.	TBC

Dales Ward Community Meetings.

Group	Date	Venue
STARA	4 th Tuesday of every month 7pm	St Christopher's Church Hall
Prettier Whittier	30 th October Inaugural meeting 6pm (TBC)	TBC
WIND	22 nd October Inaugural meeting, time TBC	TBC

Dales Ward Community Engagement (Events Delivered)

Event	Lead Partner	Date/Time	Venue
Local Issues Meeting	NCC	10 th September 6.30pm 7 th October 7pm	MCO BANCA
Ward Walks	NCC	3 rd September 9am 1 st October 9am	Trent Road St Stephens Ave
Greenway Park Consultation	Greenway Centre	8 th October 7pm	Greenway Centre

Dales Ward Community Engagement (Future Events and Activities Planned)

Event	Lead Partner	Date/Time	Venue
Police Street by Street Walks	Police Beat Teams	TBC	TBC
Local Issues Meetings 2014 all starting at 6.30pm apart from those at BANCA which start at 7pm.	NCC	27th November	Sneinton Library
Sneinton Xmas tree and lights	NCC	16th December Xmas tree 1pm and street lights 6pm.	Sneinton Police Station
Sneinton Week of Action 2014	NAT	20 th -25th October	Dales

Dales Ward Finance.

Ward Councillor Budgets

Total Amount allocated this period £2289

Budget Remaining Unallocated £2429

These figures do not include reclaimed monies from Sneinton Festival (£2500) and Sneinton Alchemy (£106)

Area Capital Fund

Total Available 2011-2013 ACF	£244,854
Total LTP schemes approved/committed to date	£166,111
Total Public Realm schemes approved/committed to date	£74,250
Decommitted funds	+ £3,539
Remaining available balance	£8,032
LTP element remaining	£0
Public Realm element remaining	£8,032

Others – Section 106, NCH Environmentals, Other Funding

NCH Environmental schemes delegated at the last Area Commitment for the Dales ward are currently being revised and will be available at this Committee.

This page is intentionally left blank

Mapperley Ward Priorities.

Theme	Priorities	Key Actions	Secondary actions	Outcome	Lead
Safer	<u>Autocrime</u>	<ul style="list-style-type: none"> - Police patrols - Leafletting - Awareness raising 	Awareness material at public meetings	Reduction in occurrences of car crime	Police
	<u>Prostitution and kerb crawling</u>	<ul style="list-style-type: none"> - Prostitution Task Force (PTF) patrols - Signpost to services - Activity cessation for new girls 	Signpost to services Respond to reported issues	Reduction in numbers of prostitutes and kerb crawling	Police/PTF
	<u>ASB/Drug dealing around Wells Road</u>	<ul style="list-style-type: none"> - Operation Grandiose - Operation Vanguard - Reduce incidences of crime and ASB 	Monitor CCTV and update Police Report all incidences Take enforcement action against perpetrators in NCH/NCC properties	Reduction in ASB and drug offences	Police NCH Metropolitan
	<u>Speeding Ransom Rd</u>	<ul style="list-style-type: none"> - Speedwatch ops 	Pedestrian crossing installation Vehicle Activated Signs Crown-lift trees to improve lighting PFI Lighting improvements	Safer for pedestrians Conviction of speeding cars	Police Road Safety Team
	<u>Dog Control</u>	<ul style="list-style-type: none"> - Dog control order 	Awareness leaflet	Reduction in out of control dogs Improvement in dog ownership/responsibility	CPS Police
	<u>Domestic Violence</u>	<ul style="list-style-type: none"> - Raise awareness of healthy relationships at all youth sessions 	Training for staff	More reporting of incidents	FCT

Theme	Priorities	Key Actions	Secondary actions	Outcome	Lead
Neighbourhoods	<u>Litter</u> <u>Fly-tipping</u> <u>Housing Health & Safety Rating System</u>	<ul style="list-style-type: none"> - Regular cleaning regime - Short response time to clear tip sites - Identify and report incidences of fly-tipped items - To resolve issues at 3a Mapperley Hall Drive 	Awareness raising CPS fixed penalty notices issued	As clean as the City Centre As clean as the City Centre Prevent potential insurance claims	City Services City Services CPS NCH Metropolitan NCH
Families	<u>Welfare Reform</u> <u>Money Management & Budgeting Skills</u> <u>Domestic Violence</u> <u>C-Card Scheme</u> <u>Mentoring</u>	<ul style="list-style-type: none"> - Reduce risk of rent arrears and hard to let properties - To provide support and information - Raise awareness of healthy relationships at all youth sessions - To find suitable venues for C-Card sessions - Roll out to parents, carers and young people 	Training for staff Development and education	Fewer tenants in debt Fewer families in poverty More reporting of incidences Reduction in teenage pregnancy rates	Metropolitan NCH Metropolitan NCH FCT FCT All

Theme	Priorities	Key Actions	Secondary actions	Outcome	Lead
Working	<u>Support residents in finding work, training or education</u>	<ul style="list-style-type: none"> - Renewal Trust to deliver a peripatetic job shop in the Ward - Metropolitan Housing to deliver work club and job shop on Wednesdays, Money Advice drop in, NCHA I.T. classes - NCH to deliver tenant academy workshops - NDO to promote Nottingham Jobs Fund opportunities - Travel discounts for jobseekers and new starters 	<p>Increase employment and volunteering opportunities</p> <p>Helping residents to access jobs and training</p>	<p>More local people into work, training or education</p>	<p>Renewal Trust</p> <p>Metropolitan Housing</p> <p>Nottingham City Homes</p> <p>Neigh'd Management</p> <p>Sustrans</p>
	<u>Mentoring for parents and carers</u>	<ul style="list-style-type: none"> - Provision of courses to be looked at 			<p>Family & Communities Team</p>
	<u>Domestic Violence</u>	<ul style="list-style-type: none"> - Raise awareness of healthy relationships at all youth sessions 	<p>Development and education</p>	<p>More reporting of incidences</p>	<p>Families & Communities Team</p>

Theme	Priorities	Key Actions	Secondary actions	Outcome	Lead
Health (these priorities are currently in the process of being reviewed and updated)	<u>Promote healthier lifestyles</u>	Health Promotion at events Increase health pledges		Improved health of local residents 500 health pledges	NHS Decade of Better Health Team

Mapperley Ward Ward Walks 2014.

Area/Estate	Date/Time	Meeting Point
Tbc	5 th November 2014 – 2pm	Tbc
Tbc	3 rd December 2014 – 2pm	Tbc
Tbc	28 th January 2015 – 2pm	Tbc
Tbc	3 rd February 2015 – 2pm	Tbc
Tbc	4 th March 2015 – 2pm	Tbc

Mapperley Ward Community Meetings 2014.

Group	Date/Time	Venue
STANNRA	3 rd November 2014 – 6.30pm	Wells Community Centre
Leader Listens	1 st December 2014 – 6.00pm	St Judes Church

Mapperley Ward Community Engagement (Events Delivered)

Event	Lead Partner	Date/Time	Venue
Hanging basket/trough planting	STANNRA/City Services	27 th September 2014 – 11am	Wells Community Centre
Community Meeting	Councillors	16 th September 2014 – 7pm	St Andrews Church Hall

Mapperley Ward Future Events and Activities Planned

Page 7/6

Event	Lead Partner	Date/Time	Venue
Sycamore & Coppice Park Volunteering Sessions	Emma Dewinton & John Simpson	22 nd November – 10-12	Sycamore Park

Mapperley Ward Finance

Ward Councillor Budgets

Total Amount allocated this period £6,600

Budget Remaining Unallocated £12,636 (inc of 2012-13 allocation)

Area Capital Fund

Total Amount allocated this period £0 LTP

£38,600 Public Realm

Total Budget Remaining Unallocated £850 (inc of 2012-13 and 2014-15 allocation)

Others – Section 106, NCH Environmentals, Other Funding

None this period

This page is intentionally left blank

St Anns Ward Walks 2014.

Area/Estate	Date/Time	Meeting Point
Abbotsford Drive Part I – Penrhyn Close, Dane Close	Tuesday 9 th September 2014 - 12.00pm till 2.00pm	Meet at 12.00pm on Abbotsford Drive opp St Anns Inn (Shelton Street)
Abbotsford Drive Part I – Lewis Close, Festus Close	Wednesday 8 th October 2014 – 2.30pm till 4.30pm	Meet at 2.30pm on the corner of Lewis Close and Abbotsford Drive

St Anns Ward Community Meetings 2014.

Group	Date/Time	Venue
Week of Action – Planning	22 nd August 2014 – 12.00pm till 3.00pm	The Chase Neighbourhood Centre
Local Issues Public meeting (Cancelled)	17th September 2014 –6.00pm 7.30pm	Rooms 1&2 - St Ann’s Valley Centre
Week of Action – Family Theme	W/C Monday 27 th October 2014	Various
Local Issues Public meeting	Wednesday 10th December 2014 – 6.00pm 7.30pm	Rooms 1&2 - St Ann’s Valley Centre

St Anns Ward Future Events and Activities Planned

Event	Lead Partner	Date/Time	Venue
St Anns Christmas Lights Switch on TBC with Councillors and Partners	NDO	Monday 8 th December 2014 – 4.00pm till 6.30pm	Police Station / Various
Sneinton Market Lights Switch on TBC with Councillors and Partners	NDO (Mapperley)	Monday 24 th November 2014 – 6.30pm till 8.00pm	Sneinton Market

St Anns Ward Finance

Ward Councillor Budgets

Total C/F £36,746

Total Allocated for 2014-15 - £31,322

Total Amount allocated this period - £7,695.84

Budget Remaining Unallocated £60,372

Area Capital Fund

Total Allocated for 2014-15 - £404,758

Total Amount allocated this period £233,000 LTP

£95,729 Public Realm

Decommitted funds £5,000

Total Budget Remaining Unallocated £85,823

AREA COMMITTEE EAST (ACE) (Dales, Mapperley, St Ann's) – 18 November 2014

Title of paper:		AREA CAPITAL FUND - 2013/15 Programme	
Director(s)/ Corporate Director(s):		Andy Vaughan Strategic Director of Commercial and Neighbourhood Services	Wards affected: Dales, Mapperley & St Ann's
Contact Officer(s) and contact details:		Dorothy Holmes Locality Manager 0115 8839804 dorothy.holmes@nottinghamcity.gov.uk Greg Foister Neighbourhood Development Officer – Dales Ward 0115 8839807 greg.foister@nottinghamcity.gov.uk Fi Cusick Neighbourhood Development Officer – Mapperley Ward 0115 8839728 fi.cusick@nottinghamcity.gov.uk Michelle Graley Neighbourhood Development Officer – St Ann's Ward 0115 8839808 michelle.graley@nottinghamcity.gov.uk	
Other officers who have provided input:		Nancy Hudson, Projects Officer, Highway Services Tel: 0115 8765633 Nancy. hudson@nottinghamcity.gov.uk	
Relevant Council Plan Strategic Priority:			
Cutting unemployment by a quarter			<input type="checkbox"/>
Cut crime and anti-social behaviour			<input type="checkbox"/>
Ensure more school leavers get a job, training or further education than any other City			<input type="checkbox"/>
Your neighbourhood as clean as the City Centre			<input type="checkbox"/>
Help keep your energy bills down			<input type="checkbox"/>
Good access to local transport			<input type="checkbox"/>
Nottingham has a good mix of housing			<input type="checkbox"/>
Nottingham is a good place to do business, invest and create jobs			<input type="checkbox"/>
Nottingham offers a wide range of leisure activities, parks and sporting events			<input type="checkbox"/>
Support early intervention activities			<input type="checkbox"/>
Deliver effective, value for money services to our citizens			<input type="checkbox"/>
Summary of issues (including benefits to customers/service users):			
This report provides Councillors with :- <ul style="list-style-type: none"> • Latest spend proposals under the Area Capital Fund including highways and footways 			
Recommendation(s):			
1	a) Note the monies available to Dales, Mapperley and St Ann's Wards as outlined in Appendix 1 b) That the Area Capital programme of schemes for Dales, Mapperley and St Ann's, as set out in Appendix 1 approved.		

1 REASONS FOR RECOMMENDATIONS (INCLUDING OUTCOMES OF CONSULTATION)

- 1.1 The Nottingham LTP 2011-2026 maintains a commitment to deliver local transport improvements across Nottingham's Neighbourhoods and prioritises small scale transport improvements of importance to local communities

As part of the budget process Nottingham City Council approved in March 2011 an LTP capital allocation of £2.5 million citywide between 2013-2015.

To give opportunity for the Area Committee to make comment on suggested schemes and their progress

2 BACKGROUND (INCLUDING OUTCOMES OF CONSULTATION)

- 2.1 The Area Capital Programme was established to improve the environment of the neighbourhoods and to create a sense of place for residents in order to improve the quality of life of local people. Since it was established in 2006 to meet the then corporate priority of "Transforming Neighbourhoods" the Area Capital Fund has included a total programme expenditure portfolio of £40 million. The improvements that have been carried out to date using this programme have included footpath, fences, visual enhancements to public realm, refurbishment of parks and improvements to public buildings.
- 2.2 Resources are allocated from the Nottingham City Council general fund, the Local Transport Plan (LTP) and from the Housing revenue Account. To achieve a joint approach to environmental improvements in neighbourhoods, a greater degree of flexibility has been established to prioritise and deliver improvements so that there is a synergy in local solutions for local issues across neighbourhoods.
- 2.3 The programme of works is a rolling programme. There have been instances where schemes are started, with strong community involvement and interest, only to be altered at a later stage due to changing circumstances such as economic conditions and changes in land values.
- 2.4 The Area Committee, particularly community representatives, are invited to comment specifically on those schemes identified in the proposals column and also to consider whether certain schemes can be linked to other programmes of work in order to generate best value and create a greater impact on the local area.

3 OTHER OPTIONS CONSIDERED IN MAKING RECOMMENDATIONS

- 3.1 None

4 FINANCIAL IMPLICATIONS (INCLUDING VALUE FOR MONEY/VAT)

- 4.1 Bringing together the various strands which form part of the Area Capital Programme enables the City Council to respond efficiently in delivering on public realm improvements as identified by local people.

5 RISK MANAGEMENT ISSUES (INCLUDING LEGAL IMPLICATIONS AND CRIME AND DISORDER ACT IMPLICATIONS)

5.1 A risk register has been produced which is regularly monitored.

6 EQUALITY IMPACT ASSESSMENT

Has the equality impact been assessed?

Not needed (report does not contain proposals or financial decisions)

No

Yes – Equality Impact Assessment attached

Due regard should be given to the equality implications identified in the EIA

7 LIST OF BACKGROUND PAPERS OTHER THAN PUBLISHED WORKS OR THOSE DISCLOSING CONFIDENTIAL OR EXEMPT INFORMATION

7.1 Highways Framework Agreement.

8 PUBLISHED DOCUMENTS REFERRED TO IN COMPILING THIS REPORT

8.1 Executive board report Area Capital Resource Allocations for 2011-2013 19th July 2011.

Dales Area Capital 2013 - 2015 Programme

Dales LTP schemes

Location	Type	Councillor Prioritised / Area Committee Approved	Estimate	Estimated start date	Completed	Details
Cardale Road Safety	feasibility study	Prioritised 16 October 2014	£255			Study into measures to manage vehicular speed and prevent accidents on Cardale Road (LTP contribution)
Milford Drive Estate	lining	Prioritised 16 October 2014	£800			Give way markings at junctions on Milford Drive, Stanway Close, Cranthorne Drive, Yarwell Close, Bromfield Close
Port Arthur Road	survey	Delegated Authority - 24 June 2014	£750	tbc		Survey to ascertain vehicle flows on Port Arthur and Baden Powell Roads at peak times
Bentley Ave / Watson Ave	raised feature	Approved February 2014	£38,500	Nov-14		Installation of tarmac ramp on the approach to junction to slow vehicle speeds
Nottingham Academy Greenwood Rd	lining	Approved February 2014	£6,000	Jan-15		Implement double yellow lines, zig-zags and "school keep clear" markings around Greenwood Rd, Hereford Rd and Ripon Rd to improve safety outside school
Sneinton Boulevard / Baden Powell Rd	carriageway	Approved February 2014	£24,000	14/08/14	Yes	From Baden Powell Road to the school entrance at the top of the hill
Linton Rise	dropped crossings	Approved February 2014	£4,000	07/04/14	Yes	Install 2 pairs of tactile corners, situated between 129/131 Linton Rise and between 113/115 Linton Rise
Ipswich Circus	footpaths	Approved February 2014	£13,941	31/03/14	Yes	Patching of footpaths at identified areas on Ipswich Circus
Daleside Road	feasibility study	Approved February 2014	£2,000	Mar-15		Feasibility study for pedestrian crossing on Daleside Rd (nr Candle Meadow) to identify optimum location/crossing type and associated design issues/costs
Langdale Road / Rosedale Road	relining	Approved February 2014	£453	tbc		Alteration to junction lining to increase awareness of relevant priorities.
Dales Ward	dropped	Approved November	£10,00	Ongoing		To cover dropped kerbs in ward

	kerbs	2013	0			
Ashdale Road	footpaths	Approved September 2013	£52,730	20/01/14	Yes	Footpath resurfacing
Candle Meadow	tactile crossing	Approved September 2013	£3,182	-	Yes	Reposition pedestrian crossing at junction of Crabtree Field and Candle Meadow
Lees Hill Street / Manor Street	residents parking	Approved September 2013	£6,500	-	Yes	Introduce Residents Parking Scheme.
Port Arthur Road	bollards	Approved September 2013	£1,350	-	Yes	Installation of 4 bollards to prevent footpath parking near the Co-Op.
Greenwood Road	signing and lining	Approved September 2013	£1,650	-	Yes	To install 'Slow' markings and signs to address speeding on Greenwood Road.

£166,1

11

Total LTP schemes*

Dales Public Realm schemes

Page	Location	Type	Councillor Prioritised / Area Committee Approved	Estimate	Estimated start date	Completed	Details
85	Dales Ward TRO	TRO	Prioritised 16 October 2014	£8,500			TRO to address double yellow lines and junction protection in the area of Kirkdale Rd / Oakdale Rd, and Parkdale Rd
	Parkdale Road study	survey	Prioritised 16 October 2014	£600			Survey to analyse requirement for further vehicle activated sign on Parkdale Road
	Cardale Road Safety	feasibility study	Prioritised 16 October 2014	£1,745			Study into measures to manage vehicular speed and prevent accidents on Cardale Road (PR contribution)
	Bewick Drive Garages	parking	Prioritised 16 October 2014	£4,600			Plane out and reinstate roadway at site of Bewick Drive garages
	Greenway Park bollards	bollards	Approved September 2014	£1,000	tbc		Installation of bollards at entrance to Greenway Park to prevent illegal vehicle access
	Thoresby Avenue	gating	Approved September 2014	£887	tbc		Installation of security gates on Thoresby Avenue
	Hutton Street	fencing	Approved September 2014	£618	tbc		Extension to fencing scheme at Hutton Street to prevent ASB and access to park
	Dales Ward gating	gate locks	Approved September 2014	£1,000	-		Programme of lock replacement to shared gates across Dales ward

Greenway Park equipment	equipment	Approved September 2014	£10,000	tbc		Further contribution to Greenway Park scheme (see below)
St Christophers Church	contribution	Approved May 2014	£2,000	tbc		Contribution to resurfacing of path at St Stephen's Church
Greens Mill	contribution	Approved May 2014	£2,500	tbc		Contribution to replacement of windmill sails at Greens Mill (joint scheme with St Anns)
Dales Ward	area improvement	Approved February 2014	£20,018	-	Yes	Area improvement across the ward (to include: fencing around Sneinton Dragon; permanent installation of barrier baskets; security fencing at Windmill)
Greenway Park	equipment	Approved February 2014	£10,000	tbc		Contribution to Greenway Park scheme (further £10K contribution in September)
St Stephens Avenue	gating	Approved November 2013	£1,879	-	Yes	Gate to be fitted to match existing (1m wide) on St Stephens Avenue, with 2m panel
Kentwood Road	gating	Approved November 2013	£215	-	Yes	Reposition gate to end of alleyway on Kentwood Road
Loughborough Avenue	tree removal	Delegated Authority - 25 November 2013	£200	-	Yes	Removal of tree from the rear of Loughborough Ave as part of larger improvement scheme
Hutton Street	fencing	Approved September 2013	£6,670	-	Yes	Install metal mesh fencing at the end of Hutton Street to prevent ASB and access to park
Belvoir Hill	lighting	Approved May 2013	£1,818	-	Yes	Replace 2 lighting columns with 1 Heritage style column and relocation of cast iron column.

£74,250

Total Public Realm schemes

Dales De-commitments

Location	Type	Reason	Amount	Details
Linton Rise	dropped crossings	Underspend	£880	
Previously decommitted schemes			£2,659	

Total Decommited***

£3,539

£136,000

2013-2015 LTP allocation

00

LTP carried forward from 2011-2013

£27,250

	4
	£40,80
2013 - 2014 Public Realm allocation	0
Public Realm carried forward	£0
	£40,80
2014 - 2015 Public Realm allocation	0
Total Available 2011 - 2013	£244,8
ACF	54
	£166,1
*Less LTP schemes	- 11
**Less Public Realm schemes	- £74,25
***Decommitted funds	+ £3,539
Remaining available balance	£8,032
LTP element remaining	£0
Public Realm element remaining	£8,032

Mapperley Area Capital 2013 - 2015 Programme

Mapperley LTP schemes

Location	Type	Councillor Prioritised / Area Committee Approved	Estimate	Estimated start date	Completed	Details
Mapperley Ward	footpaths	Approved May 2014	£26,385		Ongoing	Contribution to large-scale patching programme on Warwick Drive, Tavistock Drive and Cyprus Road
Mapperley Ward	footpaths	Approved May 2014	£7,000	-	yes	Additional contribution to complete large scale patching of footpaths on Mapperley Road
Belvoir Street	H-bars	Approved May 2014	£1,750	-	yes	Further contribution to H-bar installation programme to cover further requests
Mapperley Ward	H-bars (additional)	Approved May 2014	£450	-	yes	Additional traffic management costs for ward H-bar programme
Mapperley Ward	H-bars (additional)	Approved February 2014	£750	-	yes	Further contribution to H-bar installation programme to cover further requests
Mapperley Ward	H-bars - TRO	Approved February 2014	£1,000	-	yes	5 day TRO to enable installation of ward H-bar programme
Mapperley Ward	H-bars	Approved November 2013	£1,165	-	yes	Programme of installing H-bars, following consultation, on Mapperley Road, Chestnut Grove & Villa Road
Woodborough Rd/Wells Rd	Zebrites	Approved November 2013	£10,000			Install Zebrites on crossings at Woodborough Cres/Mapperley Cres and Wells Road above Walter Hall School
Mapperley Road	VAS	Approved November 2013	£7,500			Install vehicle activated sign on Mapperley Road to reduce vehicular speed
Mapperley Road	signs	Approved November 2013	£500			Replace existing school warning signs on Mapperley Road with 750mm high signs
Porchester Road	feasibility study	Approved November 2013	£2,000			Feasibility study to be carried out into zebra crossing on Porchester Road near Lees Road
Porchester Road	speed survey	Approved November 2013	£1,000			Speed surveys at three identified locations on Porchester Road, including Hogarth School and Daisy Road
Mapperley Ward	re-lining	Approved November	£5,000			Relining programme of identified areas

		2013				throughout ward
Mapperley Ward	footpaths	Approved November 2013	£50,000	16/01/14	yes	Large scale patching of footpaths across ward
Thorney Hill area	bollards	Approved September 2013	£2,500			Install bollards on the corners of Thorney Hill, Kelvin Road and Radstock Road
Querneby Road	TRO	Approved May 2013	£5,000			Double yellow lines at entrances to multi-use properties and businesses and at the junction of Staples Street
Total LTP schemes*			£122,000			

Mapperley Public Realm schemes

Location	Type	Councillor Prioritised / Area Committee Approved	Estimate	Estimated start date	Completed	Details
Mapperley Hospital Chapel	roofing works	Approved September 2014	£18,000	15/09/14		Health and safety works to roof, guttering, downpipes and drains
Woodborough Road area	feasibility study	Approved September 2014	£3,000			Road safety study to address visibility concerns at junctions of Denmark Grove, Dagmar Grove and The Crescent with Woodborough Rd
Denmark Grove/ Chestnut Grove	Lining	Approved September 2014	£7,000			Double yellow lines for traffic safety on Denmark Grove/ Woodborough Road junction and Chestnut Grove
Mapperley Ward lining	Re-lining	Approved September 2014	£6,000			Further contribution to re-lining programme of identified areas across ward (to include works on Porchester Road and Burgass Road)
Disabled Parking Bays	Lining	Approved September 2014	£4,000			Install advisory disabled parking bays on Eaton Terrace and St Andrews Road
St Andrews Road/ Thorncliffe Road area	parking survey	Approved September 2014	£600			Parking survey to consider impact of non-resident parking in the area
Mapperley Ward	footpaths	Approved May 2014	£23,615		ongoing	Contribution to large scale patching works on Warwick Drive, Tavistock Drive and Cyprus Road
Albert Road	traffic calming	Approved May 2014	£8,000			Introduction of traffic calming measures on Albert Road to improve pedestrian and cyclist

						safety
Kelvin Rd/Wheatfields Rd	bollards	Approved May 2014	£1,700			Installation of bollards on corners to improve pedestrian safety
Hungerhill Road	fencing	Approved May 2014	£1,513		yes	Contribution to provision of mesh security fencing with gates for fire access at Scout Hut on Hungerhill Road - joint scheme with St Anns Ward
Albert Road	tree works	Approved May 2014	£1,200			Tree planting works on Albert Road
Longbeck Avenue	fencing	Approved February 2014	£1,650		yes	Replace broken wooden fencing with galvanised steel fencing to improve security
Springwood Gardens Trees	tree works	Approved February 2014	£700		yes	Grind out old tree stumps and replace trees
Galena Drive	demolition	Approved November 2013	£9,000		yes	Demolition and Health & Safety works to Galena garage block
Botany Avenue	signage	Delegated authority October 2013	£300		yes	To install two signs highlighting the locations of certain houses on Botany Avenue.
Springwood Gardens	tree works	Approved September 2013	£1,311		yes	Carry out trees replacement and replace planter on Springwood Gardens
Brewsters Road play area	play area improvement	Approved September 2013	£2,042		yes	Carry out improvements to surface of the play area
The Forest	contribution	Approved May 2013	£20,000			

£109,6

31

Total Public Realm schemes**

Mapperley Decommittments

Location	Type	Reason	Amount	Details
Previously decommitted schemes			£6,000	

Total Decommittment***

£6,000

£116,0

2013-2015 LTP allocation

00

LTP carried forward from 2011-2013	£0
2013 - 2014 Public Realm allocation	£34,800
Public Realm carried forward 2014 - 2015 Public Realm allocation	£40,881
	£34,800
Total Available 2013 - 2015 ACF	£226,481
<i>*Less LTP schemes</i>	£122,000
	- £109,631
<i>**Less Public Realm schemes</i>	- 31
<i>***Decommitted funds</i>	+ £6,000
Remaining available balance	£850
LTP element remaining	£0
Public Realm element remaining	£850

St Anns Area Capital 2013 - 2015 Programme

St Anns LTP schemes

Location	Type	Councillor Prioritised / Area Committee Approved	Estimate	Estimated start date	Completed	Details
Great Freeman Street	signage	Approved September 2014	£800			"No through road" signage to reduce traffic attempting to cut through
Spalding Road area	parking	Approved September 2014	£18,000			Scheme to address parking issues in the area (Dakeyne St, Spalding Rd, Denstone Rd, Worksop Rd, Devon St, St Cuthbert's Rd)
St Anns ward parking	parking	Approved September 2014	£17,000			Scheme to address parking issues in the Linnel Street area, St Anns Hill Road, and Baliser Court (originally approved as "Linnel Street area")
St Anns Well Road	wall refurbishment	Approved May 2014	£792	-	yes	Refurbishment of wall adjacent to the pedestrian crossing on St Anns Well Road
Thomas Close / Robin Hood Chase	footpath	Approved February 2014	£56,400	-	yes	Paving of two footpaths to improve security
Jedburgh Walk - update	wall refurbishment	Approved February 2014	£1,535	-	yes	Additional materials costs for Jedburgh Walk wall refurbishment
Jedburgh Walk	wall refurbishment	Approved November 2013	£4,500	-	yes	Replace perished coping bricks with class A engineering bricks on deteriorating wall
Wells Road	wall refurbishment	Approved November 2013	£1,500	-	yes	Replace perished coping bricks with class A engineering bricks on deteriorating wall
St Anns Area	Zebrites	Approved May 2013	£5,000	-	decommitted	Upgrade zebra crossings to include Zebrites on Belisha beacons
Baliser Court	access improvements	Approved May 2013	£6,601			Install dropped pedestrian crossings and footpath to improve accessibility for residents
Beacon Hill Rise	zebra	Approved May 2013	£35,00			Raise existing zebra crossing and install a VAS

/ Robin Hood Street	crossing / VAS		0			
Shelton Street	traffic calming	Approved May 2013	£70,000			Traffic calming modifications
Stonebridge Area	traffic management	Approved May 2013	£16,079			Traffic Management schemes on a number of roads in the Stonebridge Area of St Anns.

Total LTP schemes*

£233,207

St Anns Public Realm schemes

Location	Type	Councillor Prioritised / Area Committee Approved	Estimate	Estimated start date	Completed	Details
King Edwards Park	contribution	Prioritised 16 October 2014	£4,950			Third party contribution to WREN bid for King Edwards Park Landscape Improvement project
Hudson Street / Windmill Lane	area security	Prioritised 2 October 2014	£360			Security improvements to locks and gating
Greens Mill	contribution	Approved May 2014	£2,500			Contribution to replacement of windmill sails at Greens Mill (joint scheme with Dales)
Sycamore School	floodlighting	Approved May 2014	£29,645			Contribution to floodlight works at Sycamore School for community football club
Hungerhill Road	Fencing	Approved May 2014	£1,513	-	yes	Contribution to provision of mesh security fencing with gates for fire access at Scout Hut on Hungerhill Road - joint scheme with Mapperley Ward
Hudson Street	gating	Approved May 2014	£891	-	yes	Realignment of gate for security purposes on Hudson Street
Bellvue Court	mobility access	Approved May 2014	£870	-	yes	Widening of gate for mobility access to shared area at Bellevue Court
Thomas Close / Robin Hood Chase	lighting	Approved February 2014	£25,000	-	yes	Installation / maintenance of 5 street lights to improve safety along footpaths

The Forest	contribution	Approved May 2013	£30,000			
------------	--------------	-------------------	---------	--	--	--

Total Public Realm schemes** £95,729

St Anns Decommittments

Location	Type	Reason	Amount	Details
Previously decommitted schemes			£5,000	

Total Decommittment*** £5,000

2013-2015 LTP allocation £184,000

LTP carried forward from 2011-2013 £110,556

2013 - 2014 Public Realm allocation £55,200

Public Realm carried forward -£198

2014 - 2015 Public Realm allocation £55,200

Total Available 2013 - 2015 ACF £404,758

*Less LTP schemes £233,207

**Less Public Realm schemes £95,729

***Decommittment funds + £5,000

£80,823

Remaining available balance 3

LTP element remaining £66,349

Public Realm element remaining £14,474

Mapperley Area Capital 2013 - 2015 Programme

Mapperley LTP schemes

Location	Type	Councillor Prioritised / Area Committee Approved	Estimate	Estimated start date	Completed	Details
Mapperley Ward	footpaths	Approved May 2014	£26,385		Ongoing	Contribution to large-scale patching programme on Warwick Drive, Tavistock Drive and Cyprus Road
Mapperley Ward	footpaths	Approved May 2014	£7,000	-	yes	Additional contribution to complete large scale patching of footpaths on Mapperley Road
Belvoir Street	H-bars	Approved May 2014	£1,750	-	yes	Further contribution to H-bar installation programme to cover further requests
Mapperley Ward	H-bars (additional)	Approved May 2014	£450	-	yes	Additional traffic management costs for ward H-bar programme
Mapperley Ward	H-bars (additional)	Approved February 2014	£750	-	yes	Further contribution to H-bar installation programme to cover further requests
Mapperley Ward	H-bars - TRO	Approved February 2014	£1,000	-	yes	5 day TRO to enable installation of ward H-bar programme
Mapperley Ward	H-bars	Approved November 2013	£1,165	-	yes	Programme of installing H-bars, following consultation, on Mapperley Road, Chestnut Grove & Villa Road
Woodborough Rd/Wells Rd	Zebrites	Approved November 2013	£10,000			Install Zebrites on crossings at Woodborough Cres/Mapperley Cres and Wells Road above Walter Hall School
Mapperley Road	VAS	Approved November 2013	£7,500			Install vehicle activated sign on Mapperley Road to reduce vehicular speed
Mapperley Road	signs	Approved November 2013	£500			Replace existing school warning signs on Mapperley Road with 750mm high signs
Porchester Road	feasibility study	Approved November 2013	£2,000			Feasibility study to be carried out into zebra crossing on Porchester Road near Lees Road
Porchester Road	speed survey	Approved November 2013	£1,000			Speed surveys at three identified locations on Porchester Road, including Hogarth School and Daisy Road
Mapperley Ward	re-lining	Approved November	£5,000			Relining programme of identified areas

		2013				throughout ward
Mapperley Ward	footpaths	Approved November 2013	£50,000	16/01/14	yes	Large scale patching of footpaths across ward
Thorney Hill area	bollards	Approved September 2013	£2,500			Install bollards on the corners of Thorney Hill, Kelvin Road and Radstock Road
Querneby Road	TRO	Approved May 2013	£5,000			Double yellow lines at entrances to multi-use properties and businesses and at the junction of Staples Street
Total LTP schemes*			£122,000			

Mapperley Public Realm schemes

Location	Type	Councillor Prioritised / Area Committee Approved	Estimate	Estimated start date	Completed	Details
Mapperley Hospital Chapel	roofing works	Approved September 2014	£18,000	15/09/14		Health and safety works to roof, guttering, downpipes and drains
Woodborough Road area	feasibility study	Approved September 2014	£3,000			Road safety study to address visibility concerns at junctions of Denmark Grove, Dagmar Grove and The Crescent with Woodborough Rd
Denmark Grove/ Chestnut Grove	Lining	Approved September 2014	£7,000			Double yellow lines for traffic safety on Denmark Grove/ Woodborough Road junction and Chestnut Grove
Mapperley Ward lining	Re-lining	Approved September 2014	£6,000			Further contribution to re-lining programme of identified areas across ward (to include works on Porchester Road and Burgass Road)
Disabled Parking Bays	Lining	Approved September 2014	£4,000			Install advisory disabled parking bays on Eaton Terrace and St Andrews Road
St Andrews Road/ Thorncliffe Road area	parking survey	Approved September 2014	£600			Parking survey to consider impact of non-resident parking in the area
Mapperley Ward	footpaths	Approved May 2014	£23,615		ongoing	Contribution to large scale patching works on Warwick Drive, Tavistock Drive and Cyprus Road
Albert Road	traffic calming	Approved May 2014	£8,000			Introduction of traffic calming measures on Albert Road to improve pedestrian and cyclist

						safety
Kelvin Rd/Wheatfields Rd	bollards	Approved May 2014	£1,700			Installation of bollards on corners to improve pedestrian safety
Hungerhill Road	fencing	Approved May 2014	£1,513		yes	Contribution to provision of mesh security fencing with gates for fire access at Scout Hut on Hungerhill Road - joint scheme with St Anns Ward
Albert Road	tree works	Approved May 2014	£1,200			Tree planting works on Albert Road
Longbeck Avenue	fencing	Approved February 2014	£1,650		yes	Replace broken wooden fencing with galvanised steel fencing to improve security
Springwood Gardens Trees	tree works	Approved February 2014	£700		yes	Grind out old tree stumps and replace trees
Galena Drive	demolition	Approved November 2013	£9,000		yes	Demolition and Health & Safety works to Galena garage block
Botany Avenue	signage	Delegated authority October 2013	£300		yes	To install two signs highlighting the locations of certain houses on Botany Avenue.
Springwood Gardens	tree works	Approved September 2013	£1,311		yes	Carry out trees replacement and replace planter on Springwood Gardens
Brewsters Road play area	play area improvement	Approved September 2013	£2,042		yes	Carry out improvements to surface of the play area
The Forest	contribution	Approved May 2013	£20,000			

£109,6

31

Total Public Realm schemes**

Mapperley Decommittments

Location	Type	Reason	Amount	Details
Previously decommitted schemes			£6,000	

Total Decommittment***

£6,000

2013-2015 LTP allocation

£116,0

00

LTP carried forward from 2011-2013	£0
2013 - 2014 Public Realm allocation	£34,800
Public Realm carried forward 2014 - 2015 Public Realm allocation	£40,881
Total Available 2013 - 2015 ACF	£226,481
<i>*Less LTP schemes</i>	- £122,000
<i>**Less Public Realm schemes</i>	- £109,631
<i>***Decommitted funds</i>	+ £6,000
Remaining available balance	£851
LTP element remaining	£0
Public Realm element remaining	£851

St Anns Area Capital 2013 - 2015 Programme

St Anns LTP schemes

Location	Type	Councillor Prioritised / Area Committee Approved	Estimate	Estimated start date	Completed	Details
Great Freeman Street	signage	Approved September 2014	£800			"No through road" signage to reduce traffic attempting to cut through
Spalding Road area	parking	Approved September 2014	£18,000			Scheme to address parking issues in the area (Dakeyne St, Spalding Rd, Denstone Rd, Worksop Rd, Devon St, St Cuthbert's Rd)
Linnel Street area	parking	Approved September 2014	£17,000			Scheme to address parking issues in the area (Linnel St, Swinburne St, Hogarth St, Leighton St, Selby Rise)
St Anns Well Road	wall refurbishment	Approved May 2014	£792	-	yes	Refurbishment of wall adjacent to the pedestrian crossing on St Anns Well Road
Thomas Close / Robin Hood Chase	footpath	Approved February 2014	£56,400	-	Yes	Paving of two footpaths to improve security
Jedburgh Walk - update	wall refurbishment	Approved February 2014	£1,535	-	yes	Additional materials costs for Jedburgh Walk wall refurbishment
Jedburgh Walk	wall refurbishment	Approved November 2013	£4,500	-	yes	Replace perished coping bricks with class A engineering bricks on deteriorating wall
Wells Road	wall refurbishment	Approved November 2013	£1,500	-	yes	Replace perished coping bricks with class A engineering bricks on deteriorating wall
St Anns Area	Zebrites	Approved May 2013	£5,000	-	decommitted	Upgrade zebra crossings to include Zebrites on Belisha beacons
Baliser Court	access improvements	Approved May 2013	£6,601			Install dropped pedestrian crossings and footpath to improve accessibility for residents
Beacon Hill Rise	zebra	Approved May 2013	£35,00			Raise existing zebra crossing and install a VAS

/ Robin Hood Street	crossing / VAS		0			
Shelton Street	traffic calming	Approved May 2013	£70,000			Traffic calming modifications
Stonebridge Area	traffic management	Approved May 2013	£16,079			Traffic Management schemes on a number of roads in the Stonebridge Area of St Anns.

Total LTP schemes*

£233,207

St Anns Public Realm schemes

Location	Type	Councillor Prioritised / Area Committee Approved	Estimate	Estimated start date	Completed	Details
King Edwards Park	contribution	Prioritised 16 October 2014	£4,950			Third party contribution to WREN bid for King Edwards Park Landscape Improvement project
Hudson Street / Windmill Lane	area security	Prioritised 2 October 2014	£360			Security improvements to locks and gating
Greens Mill	contribution	Approved May 2014	£2,500			Contribution to replacement of windmill sails at Greens Mill (joint scheme with Dales)
Sycamore School	floodlighting	Approved May 2014	£29,645			Contribution to floodlight works at Sycamore School for community football club
Hungerhill Road	Fencing	Approved May 2014	£1,513	-	yes	Contribution to provision of mesh security fencing with gates for fire access at Scout Hut on Hungerhill Road - joint scheme with Mapperley Ward
Hudson Street	gating	Approved May 2014	£891	-	yes	Realignment of gate for security purposes on Hudson Street
Bellvue Court	mobility access	Approved May 2014	£870	-	yes	Widening of gate for mobility access to shared area at Bellevue Court
Thomas Close / Robin Hood Chase	lighting	Approved February 2014	£25,000	-	yes	Installation / maintenance of 5 street lights to improve safety along footpaths

The Forest	contribution	Approved May 2013	£30,000			
------------	--------------	-------------------	---------	--	--	--

Total Public Realm schemes** £95,729

St Anns Decommittments

Location	Type	Reason	Amount	Details
Previously decommitted schemes			£5,000	

Total Decommittment*** £5,000

2013-2015 LTP allocation £184,000

LTP carried forward from 2011-2013 £110,556

2013 - 2014 Public Realm allocation £55,200

Public Realm carried forward -£198

2014 - 2015 Public Realm allocation £55,200

Total Available 2013 - 2015 ACF £404,758

*Less LTP schemes £233,207

**Less Public Realm schemes £95,729

***Decommittment funds - 9

£80,823

Remaining available balance 3

LTP element remaining £66,349

Public Realm element remaining £14,474

This page is intentionally left blank

Area Committee East (ACE) (Dales, Mapperley, St Ann's) –18 November 2014

Title of paper:	Delegated Authority Projects	
Director(s)/ Corporate Director(s):	Andy Vaughan Strategic Director Commercial and Neighbourhood Services	Wards affected: St Ann's Dales Mapperley
Contact Officer(s) and contact details:	Dorothy Holmes, Locality Manager 0115 8839804 Dorothy.holmes@nottinghamcity.gov.uk	
Other officers who have provided input:	Michelle Graley, Neighbourhood Development Officer, St Ann's 0115 8839808 michelle.graley@nottinghamcity.gov.uk Greg Foister, Neighbourhood Development Officer, Dales 0115 8839807 greg.foister@nottinghamcity.gov.uk ; Fi Cusick Neighbourhood Development Officer Mapperley 0115 8839806 fi.cusick@nottinghamcity.gov.uk Anita Winter Senior Accounts Technician Anita.Winter@nottinghamcity.gov.uk	

Relevant Council Plan Strategic Priority:	
Cutting unemployment by a quarter	<input type="checkbox"/>
Cut crime and anti-social behaviour	<input type="checkbox"/>
Ensure more school leavers get a job, training or further education than any other City	<input type="checkbox"/>
Your neighbourhood as clean as the City Centre	<input type="checkbox"/>
Help keep your energy bills down	<input type="checkbox"/>
Good access to local transport	<input type="checkbox"/>
Nottingham has a good mix of housing	<input type="checkbox"/>
Nottingham is a good place to do business, invest and create jobs	<input type="checkbox"/>
Nottingham offers a wide range of leisure activities, parks and sporting events	<input type="checkbox"/>
Support early intervention activities	<input type="checkbox"/>
Deliver effective, value for money services to our citizens	<input type="checkbox"/>

Summary of issues (including benefits to customers/service users):
This report advises the Area Committee of the use of delegated authority by the Director of Communities.

Recommendation(s):

1	That the Area Committee note the actions agreed by the Director of Neighbourhood Services in respect of projects and schemes within Area 6, detailed in Appendix 1.
---	---

1 REASONS FOR RECOMMENDATIONS

- 1.1 Records detailing Members spending decisions and consultation are shown in the attached Appendix. In accordance with the Constitution the Area Committee is required to note spending decisions taken by Ward Members.

2 BACKGROUND (INCLUDING OUTCOMES OF CONSULTATION)

- 2.1 This action follows the arrangements established by the Executive Board to allow for spending approvals through individual Members budget allocations.

3 OTHER OPTIONS CONSIDERED IN MAKING RECOMMENDATIONS

- 3.1 Covered within the Appendix.

4 FINANCIAL IMPLICATIONS (INCLUDING VALUE FOR MONEY/VAT)

- 4.1 Members had an individual allocation for 2014/15 of £5,000. Arrangements agreed by Executive Board for spending the money were reported to the Area Committee at its meeting May 2012.

St Ann's Ward was also granted a sum of £16,323 under the heading -- Indices of Multiple Deprivation (IMD) funding.

- 4.2 The full balance for 2014/15 has not been allocated. Further projects will be reported to a subsequent committee.

5 RISK MANAGEMENT ISSUES (INCLUDING LEGAL IMPLICATIONS, CRIME AND DISORDER ACT IMPLICATIONS)

- 5.1 These arrangements provide transparency and regulation to the spending of individual Member's allocation.
- 5.2 The funds allocated by Area Committee are used to address diverse needs from various sections of the community and reduce inequalities.

6 EQUALITY IMPACT ASSESSMENT

Has the equality impact been assessed?

Not needed (report does not contain proposals or financial decisions)

No

Yes – Equality Impact Assessment attached

Due regard should be given to the equality implications identified in the EIA

7 PUBLISHED DOCUMENTS REFERRED TO IN COMPILING THIS REPORT

7.1 Executive Board – 20 May 2008 – Ward Member Budgets

8 PUBLISHED DOCUMENTS REFERRED TO IN COMPILING THIS REPORT

8.1 Executive board report Area Capital Resource Allocations for 2011-2013 19th July 2011.

Appendix 1

Dales Ward Budget Allocations

THE DALES WARD		Ward Budget
Balance from 13/14		1,284
Allocation 14/15		15,000
TOTAL FUNDS AVAILABLE		16,284
 <u>DE-COMMITTED SCHEMES</u>		
Lights for Eid and Christmas tree and lights for Dales Ward		1,119
Christmas Tree Installation Energy Cost Light Switch On		65
Oakdale Road Planter		33
Jobs Fair 2013		200
Litchfield In Bloom		2
Dales Christmas & Eid Lights 2013		4,493
 <u>COMMITTED SCHEMES</u>		
Half Term holiday programmes	Cllrs Mellen, Khan, Khan	(4,000)
Contribution towards the Festival	Cllrs Mellen, Khan, Khan	(2,500)
Bloom project	Cllrs Mellen, Khan, Khan	(250)
Prittier Whittier planting day 2014	Cllrs Mellen, Khan, Khan	(1,200)
The Renewal Trust Nott Just Ballet	Cllrs Mellen,	(500)

Friends of Greens mill workshops	Khan, Khan Cllrs Mellen, Khan, Khan	(500)
Area Committee Support Cost	Cllrs Mellen, Khan, Khan	(500)
Replenishing Dales Ward Grit Bins	Cllrs Mellen, Khan, Khan	(500)
Eid and Christmas lights and Tree 2014	Cllrs Mellen, Khan, Khan	(6,000)
Oak Dale Road Planter 2014	Cllrs Mellen, Khan, Khan	(237)
Oliver Hind Youth Club 2014	Cllrs Mellen, Khan, Khan	(790)
Drug Dealing and Miss use in Area 6 (Dales Ward)	Cllrs Mellen, Khan, Khan	(250)
Growing Spaces 2014	Cllrs Mellen, Khan, Khan	(810)
Sneinton Week of Action 2014	Cllrs Mellen, Khan, Khan	(500)
Sneinton Library Breakfast Club 2014	Cllrs Mellen, Khan, Khan	(200)
South of Nottingham Volunteer Awards 2014	Cllrs Mellen, Khan, Khan	(529)
Sneinton FC 2014	Cllrs Mellen, Khan, Khan	(500)
Total uncommitted		2,429

Analysis	£'s
Unspent Committed Balances b/fwd 13/14	7,995
Uncommitted Balances b/fwd 13/14	1,284
Balance as at 31/03/2014	9,278

Budget Allocated 14/15	15,000
Balance Available 14/15	24,278
Allocated Funds (Spent & Unspent) 14/15	21,849
Uncommitted Balances as at 31/03/15	2,429
Check	2,429

This uncommitted figure above does not include monies reclaimed from Sneinton Festival (£2500) and Sneinton Festival (£106)

Mapperley Ward Budget Allocations

Page 110

Schemes: Mapperley Ward	Councillor(s)	Amount (total)
Friends of Coppice Park 2014	Cllrs Dewinton, Healy and Molife	1,600.00
Mapperley Hospital Chapel repairs	Cllrs Dewinton, Healy and Molife	5,000.00
	Total	6,600.00

Unspent as at 31/03/13	28,426
Uncommitted as at 31/03/13	8,540
Balance as at 31/03/2013	36,966
Budget Allocated 13/14	15,000
Balance Available to Spend	51,966
Allocated Funds	47,726
Uncommitted Balances as at 31/03/13	5,840
Budget Allocated 14/15	15,000
Balance Available to Spend	14,240

St Anns Ward Budget Allocations

Schemes: St Anns Ward	Councillor(s)	Amount (total)
Contribution towards the Jobs fair 2013	Cllr Collins, Liversidge & Johnson	700
Nomad – Sneinton Market Event	Cllr Collins, Liversidge & Johnson	1,700
Furze Gardens	Cllr Collins, Liversidge & Johnson	775
Advice Centre – Server Upgrade	Cllr Collins, Liversidge & Johnson	3,556
SATRA – Community Salsa Classes	Cllr Collins, Liversidge & Johnson	247
St Anns Memorabilia Day	Cllr Collins, Liversidge & Johnson	270
Amaani Tallawah – Support with running costs	Cllr Collins, Liversidge & Johnson	920
Renewal Trust Volunteers Event	Cllr Collins, Liversidge & Johnson	529
Christmas Lights Switch On Sneinton Market & St Anns	Cllr Collins, Liversidge & Johnson	7,500
St Anns Week of Action	Cllr Collins, Liversidge & Johnson	1,500
	Total	17,697

Page 111

Unspent as at 31/03/13	19,179
Uncommitted as at 31/03/13	36,746
Balance as at 31/03/2013	55,925
Budget Allocated 14/15	31,323
Balance Available to Spend	87,248
Allocated Funds	46,506
Uncommitted Balances(Spent & Unspent)	40,741
Balance Available to Spend	23,044

This page is intentionally left blank